

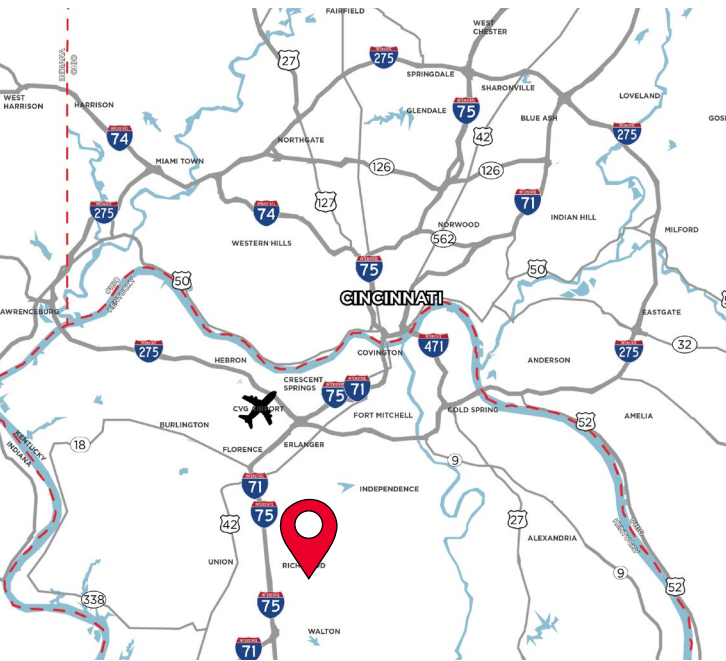


CARBON WAY WALTON, KY 41094



MFG/INDUSTRIAL/DISTRIBUTION

203,840 SF NEW CONSTRUCTION



PROPERTY HIGHLIGHTS

- Ready to Move-in
- Divisible 43,680 - 203,840 SF
- 2,273 SF Office
- 32' Clear Height
- (24) Dock Doors; (13) Knock Outs
- (2) Drive-In Doors
- Close proximity to Cincinnati/N. Kentucky International Airport, DHL SuperCargo and Amazon Air Hubs

For more information, contact:

Jeffrey R. Bender, SIOR, CCIM
Executive Vice Chair
+1 513 763 3046
jeff.bender@cushwake.com

David Kelly, CCIM
Managing Director
+1 513 763 3009
dave.kelly@cushwake.com

Seattle Stein
Director
+1 513 763 3027
seattle.stein@cushwake.com

**CROW
HOLDINGS**
CAPITAL



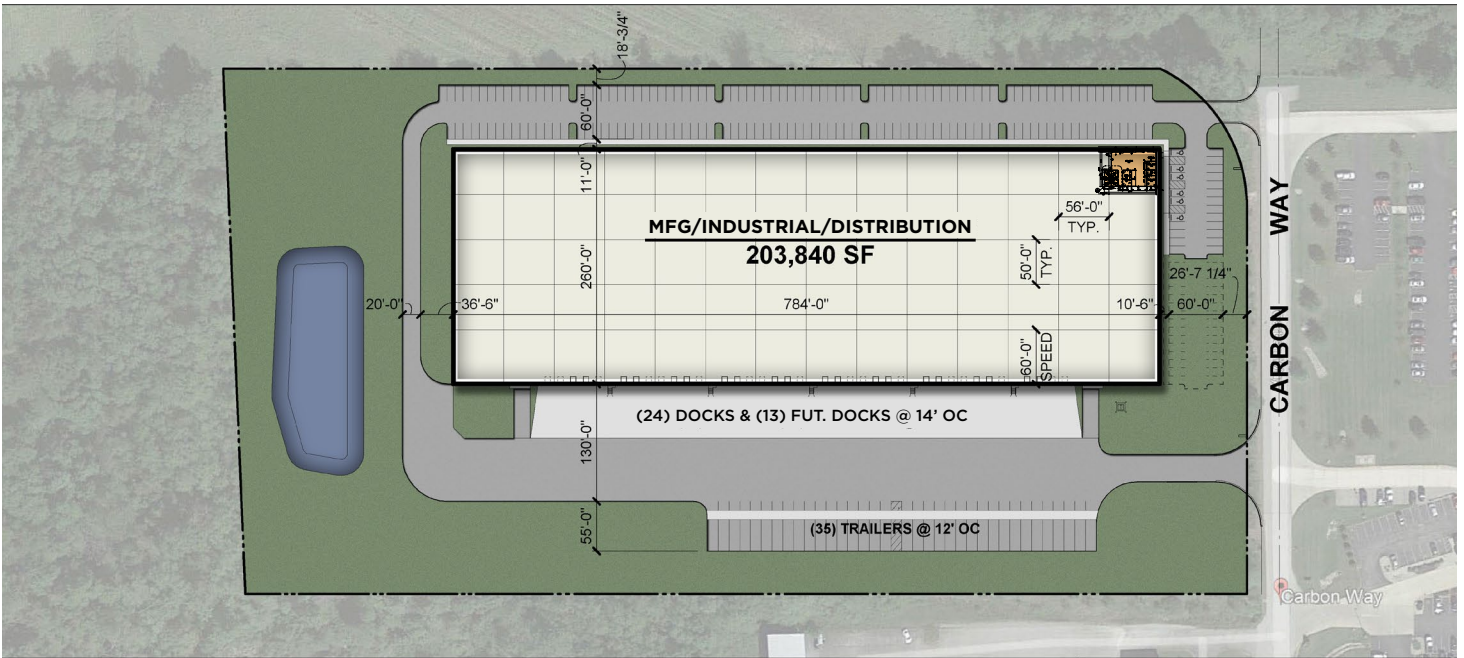
CARBON WAY
WALTON, KY 41094

BUILDING SPECIFICATIONS

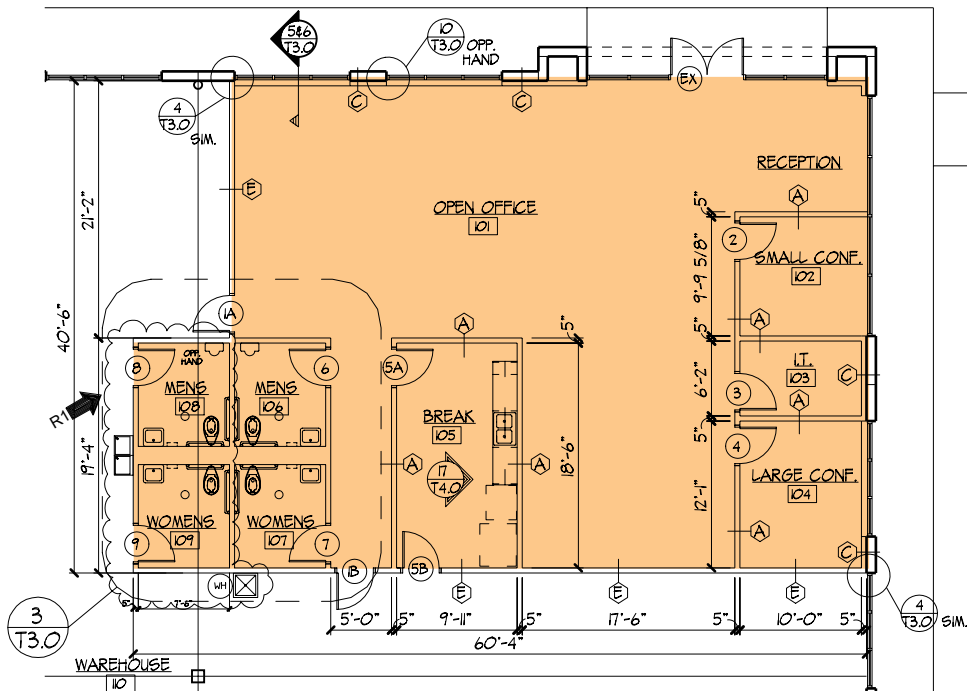
LOCATION	Walton, KY	LIGHTING	LED Lighting
BUILDING SIZE	203,840 SF (260' x 784')	DOCK DOORS	(24) 9' x 10'; (13) knock out panels
OFFICE SIZE	2,273 SF	DRIVE-IN DOORS	(2) 12' x 14' with electric operators
ACRES	15±	TRUCK COURT	130' - 185' of 10" thick non-reinforced concrete pavement
YEAR BUILT	2023	ELECTRIC	3,000 amp, 480 volt; 3 phase
CONSTRUCTION	Tilt-Wall concrete panels - white interior	HVAC	Gas fired air/energy rotation rack units
CLEAR HEIGHT	32'	ELECTRIC	www.owenelectric.com
COLUMN SPACING	56' x 50' typical; 56' x 60' speed bay	GAS	www.duke-energy.com
FLOORS	7" unreinforced, 4,000 psi concrete	WATER	www.boonewater.com
ROOF	Mechanically-attached 0.60 mil TPO with R-20.5 insulation	SEWER	www.sd1.org
PARKING	190± auto stalls; 35 trailer stalls	TELEPHONE	www.altafiber.com
FIRE SUPPRESSION	ESFR	DATA	www.spectrum.com



BUILDING PLAN



OFFICE PLAN






CARBON WAY
WALTON, KY 41094



PHOTOS





CARBON WAY
WALTON, KY 41094

AERIAL LOCATION



For more information, contact:

Jeffrey R. Bender, SIOR, CCIM
Executive Vice Chair
+1 513 763 3046
jeff.bender@cushwake.com

David Kelly, CCIM
Managing Director
+1 513 763 3009
dave.kelly@cushwake.com

Seattle Stein
Director
+1 513 763 3027
seattle.stein@cushwake.com

CROW HOLDINGS

CAPITAL