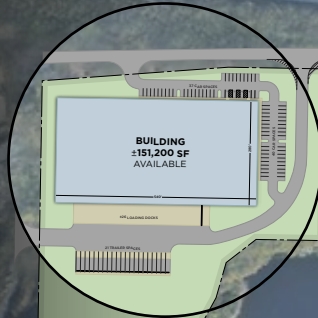
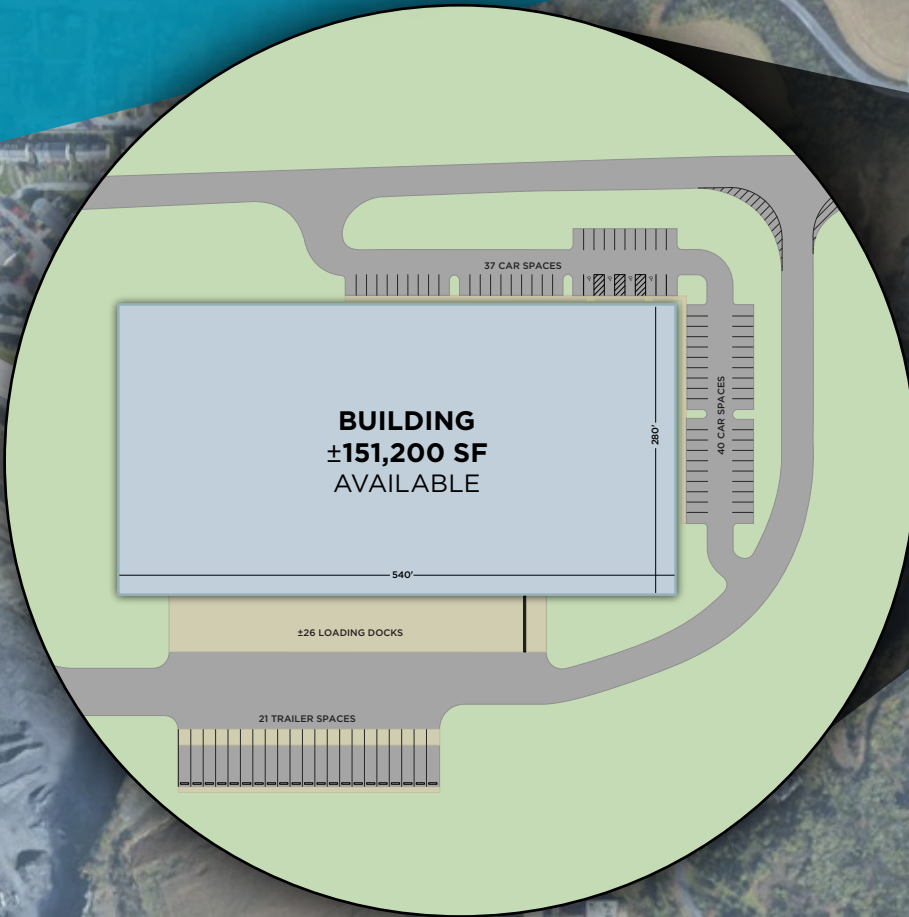


# 5102

BEEKMANTOWN RD

WHITEHALL, PA



145

CHESTNUT ST

W COPLAY RD

145

22

**± 151,200 SF**  
AVAILABLE

**Gerry Blinebury**  
Executive Vice Chair  
+1 717 231 7291  
gerry.blinebury@cushwake.com

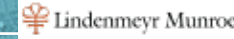
**Hunter Kessell**  
Director  
+1 610 589 0639  
hunter.kessell@cushwake.com





# 5102

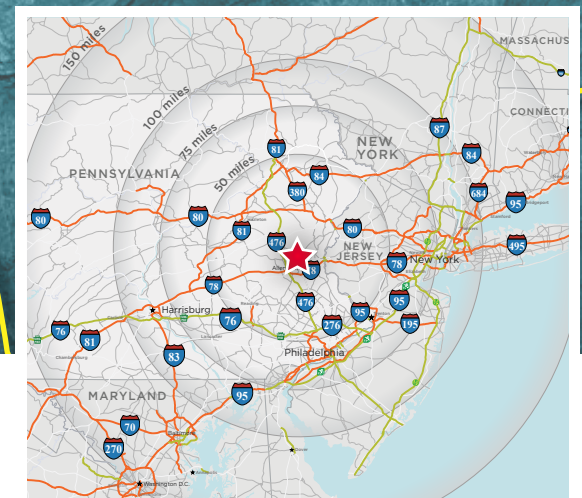
BEEKMANTOWN RD  
WHITEHALL, PA



145



To Route 22: 4.2 miles  
 To Interstate 78: 10.5 miles  
 To New Jersey: 21 miles  
 To Philadelphia: 65 miles  
 To New York City: 95 miles



# SPECS

Building Size	±151,200 SF
Dimensions	540' x 280'
Car Parking	77 Spaces
Trailer Spaces	21 Spaces
Fire Protection	ESFR
Lighting	Energy-efficient LED

## LOCATION OVERVIEW

5102 Beekmantown Rd is located in the core of the Lehigh Valley with easy access off of PA Route 145 (MacArthur Rd). A short drive to New York City and Central Pennsylvania, this location is a prime location for users servicing the northeast region.

**Gerry Blinebury**  
 Executive Vice Chair  
 +1 717 231 7291  
 gerry.blinebury@cushwake.com

**Hunter Kessell**  
 Director  
 +1 610 589 0639  
 hunter.kessell@cushwake.com

