

PLUG & PLAY SUBLEASE AT CROWN CENTER

2400 Pershing Road
2420 Pershing Road
2440 Pershing Road
Kansas City, MO





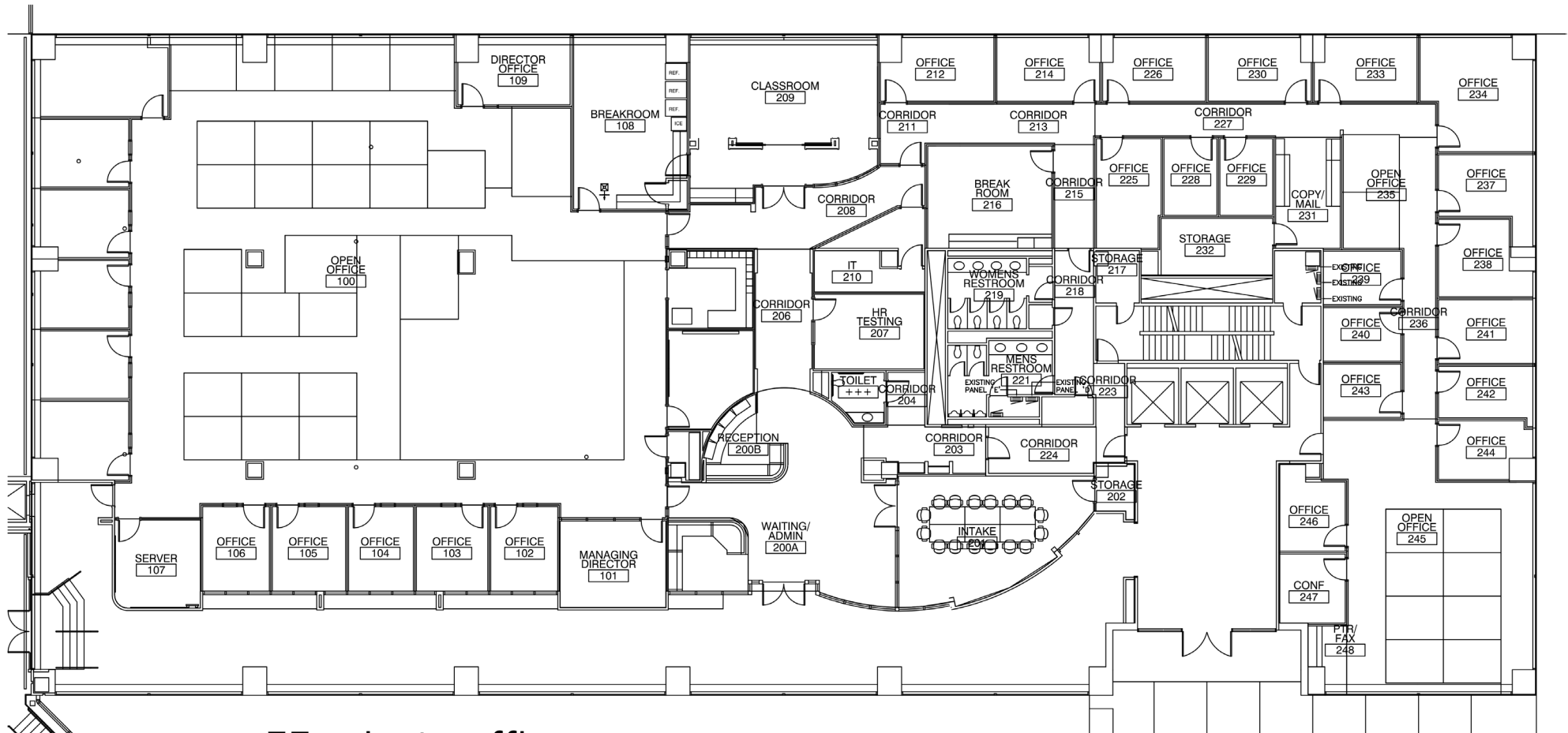


PROPERTY HIGHLIGHTS

- › 64,004 SF of plug and play sublease space available
- › Starting rental rate at \$13.50 PSF Full Service
- › 2400 Pershing: 16,906 SF
- › 2420 Pershing: 25,032 SF (can be demised to 11,013 SF (Suite 400) and 14,019 SF (Suite 401))
- › 2440 Pershing: 22,066 SF
- › Flexible lease terms with shorter and longer terms available
- › Heavy amenities in close proximity
 - › Open courtyard
 - › Ice skating rink
 - › Panera Bread
- › Abundant structured parking
- › In walking distance of 2 hotels, 53 retail shops, 14 restaurants, and one block from the streetcar line

2400 PERSHING FLOOR PLAN - 1ST FLOOR

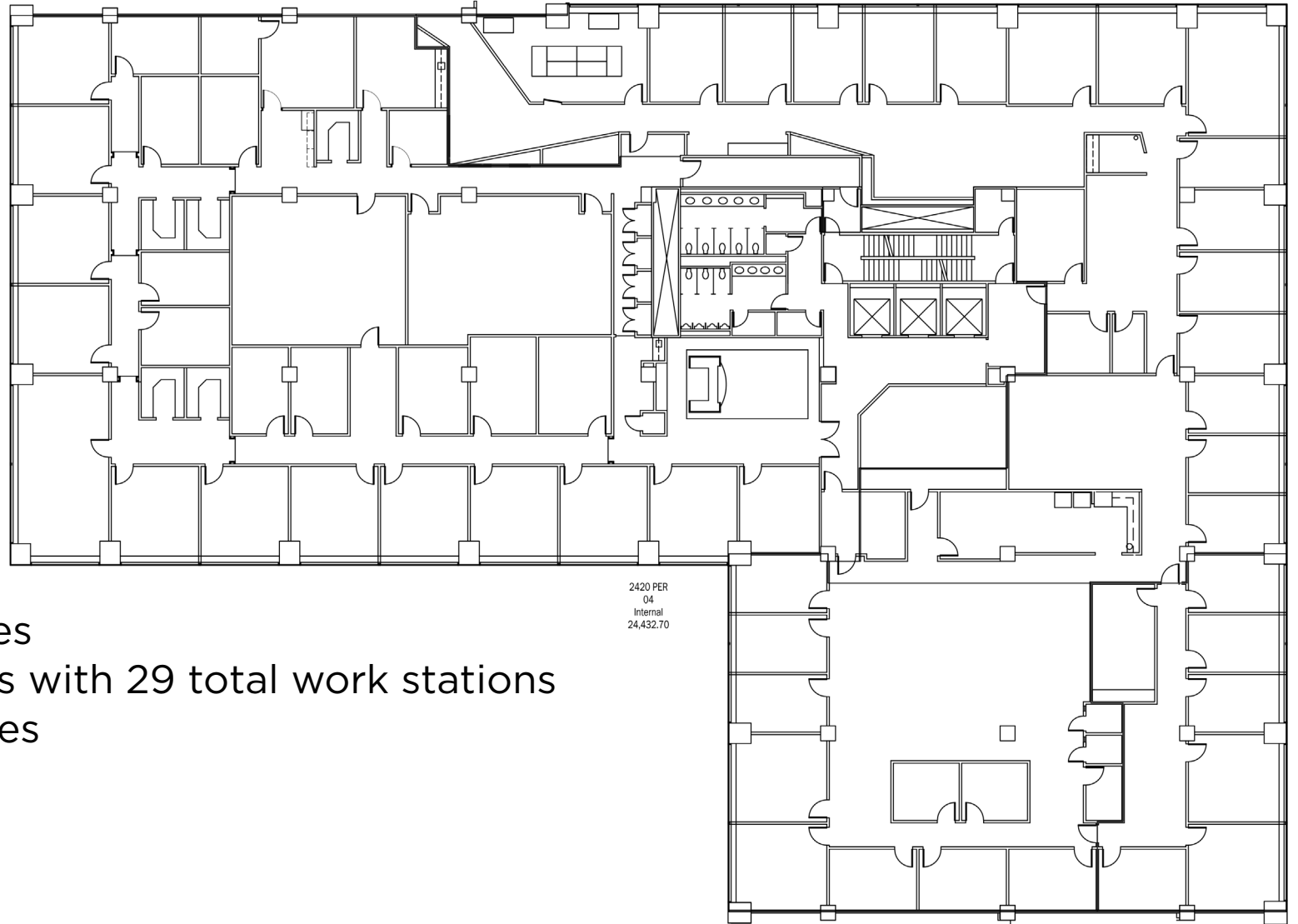
16,906 SF



33 private offices
37 cubicles including 2 main reception desks
2 conference rooms

2420 PERSHING FLOOR PLAN - 4TH FLOOR

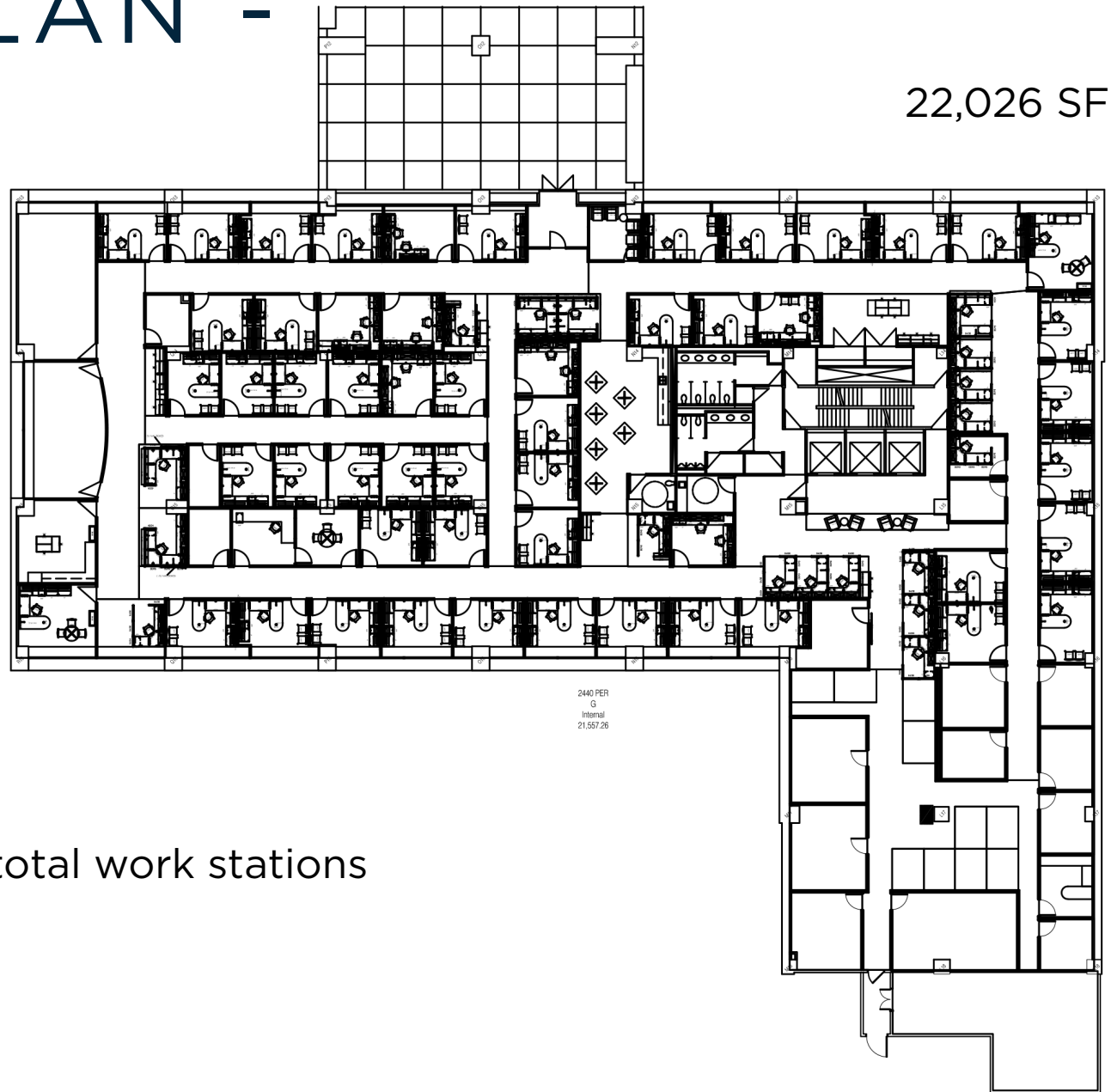
25,032 SF
(can be demised to 11,013 SF (Suite 400) and 14,019 SF (Suite 401))



36 private offices
15 shared offices with 29 total work stations
42 cubicle spaces

2440 PERSHING FLOOR PLAN - GARDEN LEVEL

22,026 SF



- 41 private offices
- 27 shared offices with 62 total work stations
- 27 cubicle spaces
- 3 conference rooms

PLUG & PLAY SUBLEASE AT CROWN CENTER

2400 PERSHING ROAD
2420 PERSHING ROAD
2440 PERSHING ROAD
KANSAS CITY, MO

Suzanne Dimmel, CCIM
Director
+1 816 412 0271
suzanne.dimmel@cushwake.com

Andrew Greene
Director
+1 816 216 5654
andrew.greene@cushwake.com

4600 Madison Avenue, Suite 800
Kansas City, MO 64112
Main +1 816 221 2200
Fax +1 913 273 1398
cushmanwakefield.com

