



Limited Release Units Now Available in BLDG 3

PRICING TABLE*

Building 1 - 2560 Morningside Avenue, Toronto, ON

Unit	Unit Footprint SF	Walk-Up 2nd Floor SF	Total SF	Price PSF*	Dock & Grade Loading	Parking
12	4,750	2,146	6,896	\$550 PSF	0 D, 1 G	7 Stalls
11	5,278	1,610	6,888	\$540 PSF	0 D, 1 G	7 Stalls
10	Sold					
9	Under Contract					
8	Sold					
7	Sold					
6	Sold					
5	Sold					
3	Sold					
2	Sold					
1	Sold					

Building 2 - 2450 Morningside Avenue, Toronto, ON

Unit	Unit Footprint SF	Walk-Up 2nd Floor SF	Total SF	Price PSF*	Dock & Grade Loading	Parking
15	Sold					
13	Sold					
12	Sold					
11	Sold					
10	Sold					
9	Sold					
8	Sold					
7	Under Contract					
6	9,255	1,815	11,070	\$520 PSF	2 D, 1 G	12 Stalls
5	Sold					
3	Sold					
2	Sold					
1	Sold					

* Prices are subject to change without notice.

PRICING TABLE*

Building 3 - 2340 Morningside Avenue, Toronto, ON

Unit	Unit Footprint SF	Walk-Up 2nd Floor SF	Total SF	Price PSF*	Dock & Grade Loading	Parking
9	8,883	1,818	10,701	-	2 D, 1 G	11 Stalls
8	9,191	1,804	10,995	-	2 D, 1 G	10 Stalls
7	9,191	1,804	10,995	-	2 D, 1 G	11 Stalls
6	9,191	1,804	10,995	-	2 D, 1 G	11 Stalls
LIMITED RELEASE 5	9,191	1,804	10,995	\$525 PSF	2 D, 1 G	11 Stalls
3	9,191	1,804	10,995	\$525 PSF	2 D, 1 G	11 Stalls
2	9,191	1,804	10,995	-	2 D, 1 G	11 Stalls
1	9,488	1,853	11,341	-	2 D, 1 G	11 Stalls

* Prices are subject to change without notice.







OWNING YOUR COMPANY'S REAL ESTATE PROVIDES FLEXIBLE EXIT STRATEGIES FOR BUSINESS OWNERS.

- 1**
Selling your business and retaining an income producing real estate asset.
- 2**
Selling your facility and leasing back the facility for a substantial cash infusion.
- 3**
Selling both your business and the facility together.

Controlling your real estate will allow you to grow your business with confidence. Take advantage of one of the top industrial markets in North America by building equity. By purchasing a brand new facility, you minimize your business's exposure to large capital repairs / replacements for the first 15 years of ownership.

MARKETING PLAN

LEGEND

- D = Dock Loading
- G = Grade Loading
- E = Electrical Room
- M = Mechanical Room
-  = Mailbox
-  = Bus Stop
-  = PMT
-  = Monument Sign
-  = Under Contract
-  = Sold



COMPLETION DATE
Move-in Ready



Dan Hubert
Senior Vice President, Industrial & Office
+1 416 756 5454
daniel.hubert@cushwake.com

James Mildon
Vice President, Industrial & Office
+1 416 756 5463
james.mildon@cushwake.com

Developed by **Beedie**

Marketed by **CUSHMAN & WAKEFIELD**