

240 LAWRENCE AVE

SOUTH SAN FRANCISCO, CA

Newly Remodeled Office Space

±17,233 SF
FREIGHT DISTRIBUTION BUILDING

FOR LEASE



MATT SQUIRES

Vice chairman

+1 650 401 2136

matt.squires@cushwake.com

LIC #01248804



240 LAWRENCE AVE

SOUTH SAN FRANCISCO, CA

PROPERTY HIGHLIGHTS

- Newly Remodeled Office Space
- ±17,233 SF Total
- ±2,533 SF Office Space
- 2 Dock-High Doors
- 1 Drive-In Door
- 20' - 22' Clear Height
- Excellent Truck Staging Area
- Large Parking Lot

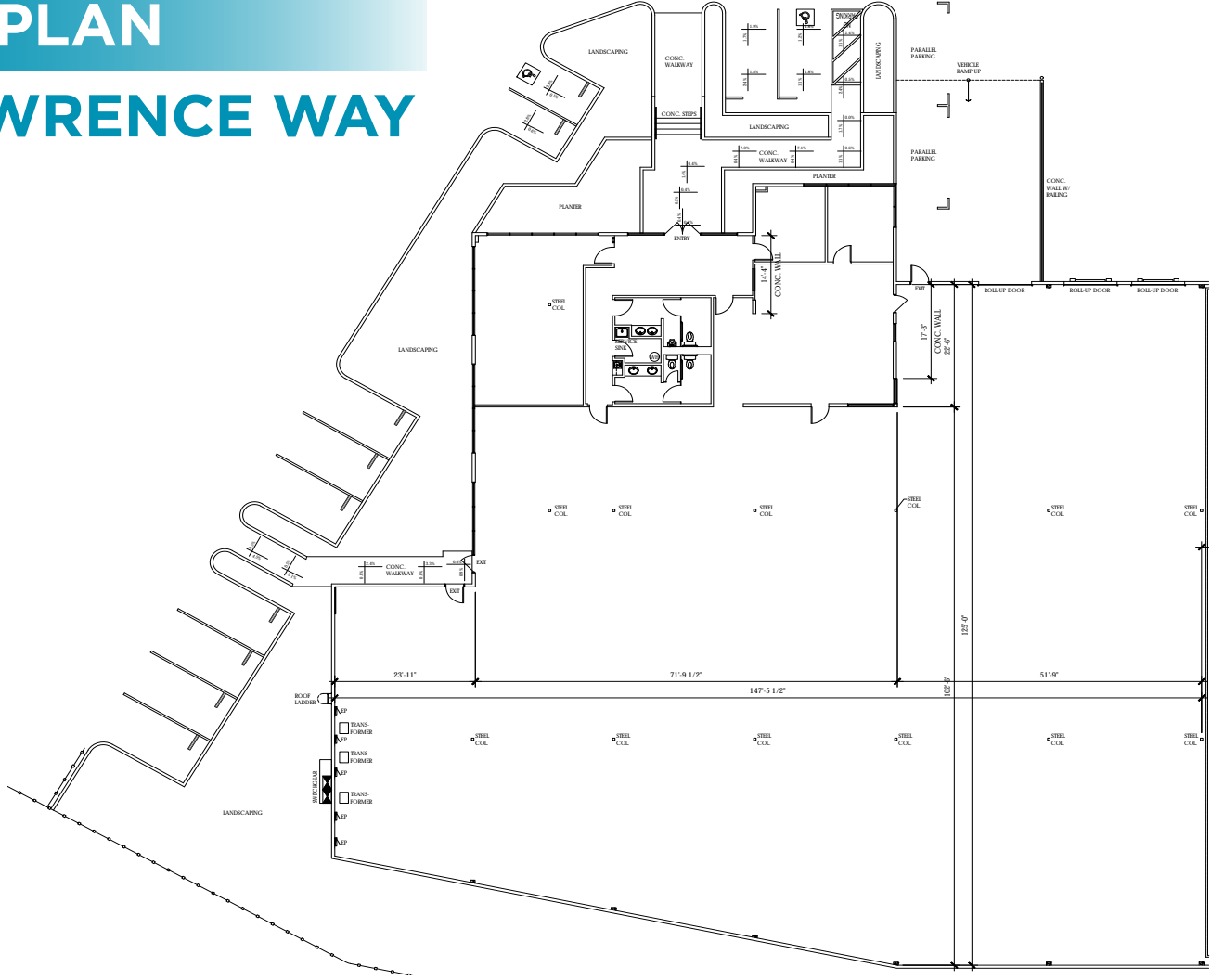


240 LAWRENCE AVE

SOUTH SAN FRANCISCO, CA

FLOOR PLAN





240 LAWRENCE WAY



240 LAWRENCE AVE

SOUTH SAN FRANCISCO, CA



-  - CALTRAIN ROUTE
-  - CALTRAIN STATION
-  - BART ROUTE
-  - BART STATION



240 LAWRENCE AVE

SOUTH SAN FRANCISCO, CA

MATT SQUIRES
Vice Chairman
+1 650 401 2136
matt.squires@cushwake.com
LIC #01248804

1350 Old Bayshore Highway
Suite 900
Burlingame, 94010
+1 650 347 3700
cushmanwakefield.com

©2024 Cushman & Wakefield. All rights reserved. The information contained in this communication is strictly confidential. This information has been obtained from sources believed to be reliable but has not been verified. NO WARRANTY OR REPRESENTATION, EXPRESS OR IMPLIED, IS MADE AS TO THE CONDITION OF THE PROPERTY (OR PROPERTIES) REFERENCED HEREIN OR AS TO THE ACCURACY OR COMPLETENESS OF THE INFORMATION CONTAINED HEREIN, AND SAME IS SUBMITTED SUBJECT TO ERRORS, OMISSIONS, CHANGE OF PRICE, RENTAL OR OTHER CONDITIONS, WITHDRAWAL WITHOUT NOTICE, AND TO ANY SPECIAL LISTING CONDITIONS IMPOSED BY THE PROPERTY OWNER(S). ANY PROJECTIONS, OPINIONS OR ESTIMATES ARE SUBJECT TO UNCERTAINTY AND DO NOT SIGNIFY CURRENT OR FUTURE PROPERTY PERFORMANCE.

