



**FOR LEASE**

**36,000 SF – 300,000 SF**

**Located in the North Kent Valley Market**

20126 87th Avenue South, Kent, WA 98031

Owned By:

 mapletree

Leasing By:

 CUSHMAN &  
WAKEFIELD


Scott Alan, SIOR  
Executive Director  
+1 206 521 0236  
scott.alan@cushwake.com

Patrick Mullin  
Managing Director  
+1 206 521 0265  
patrick.mullin@cushwake.com



-  WA-167 1 mile


---

-  I-5 3 miles


---

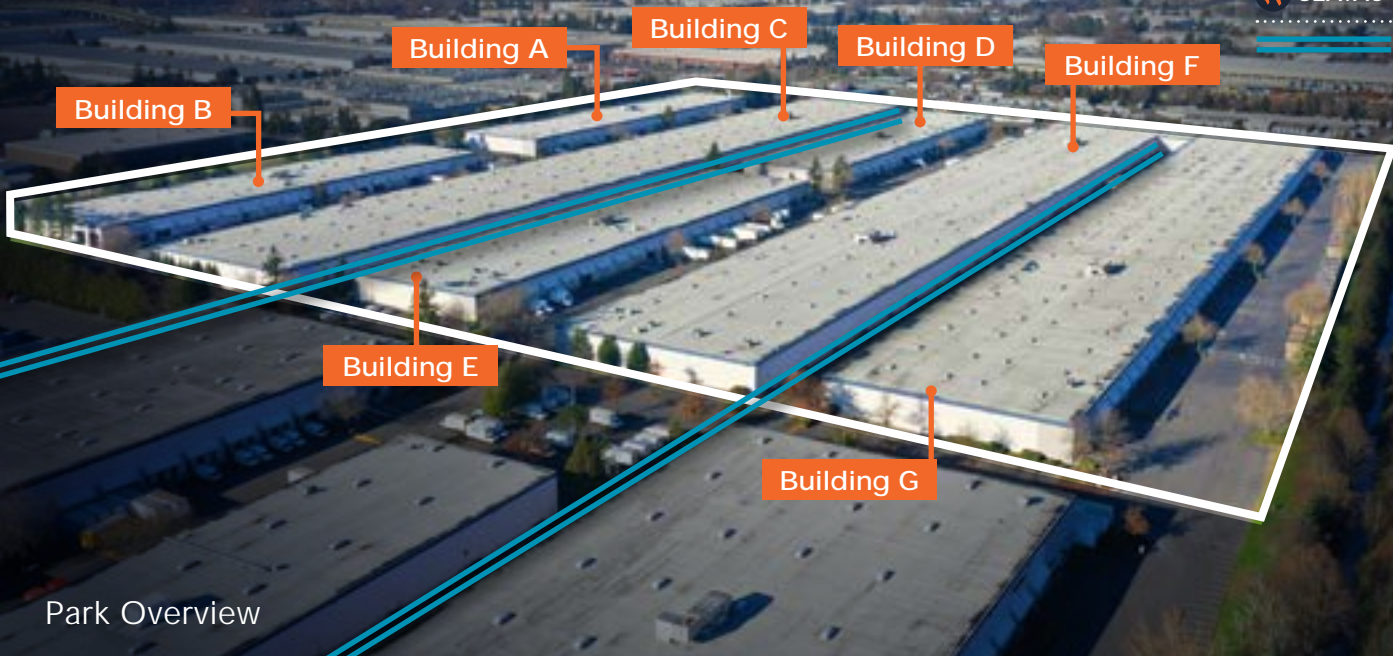
-  I-405 4 miles

---

-  SEATAC 5.5 miles

---

-  RAIL LINE




Park Overview

167


## Property Features

NorthWest Corporate Park is the most iconic industrial park within Seattle's core Kent Valley Submarket providing a great access point to I-5, I-405 and SeaTac International Airport. The property is also rail served by Burlington Northern.


 Over 1.7 MSF with flexible configurations

 Strategically located with direct access to WA-167 (1 mile), I-5 (3miles), and I-405 (4 miles)


 Rail Served by Burlington Northern

 Superior dock-high and grade-level heavy loading throughout

 24' Ceiling heights







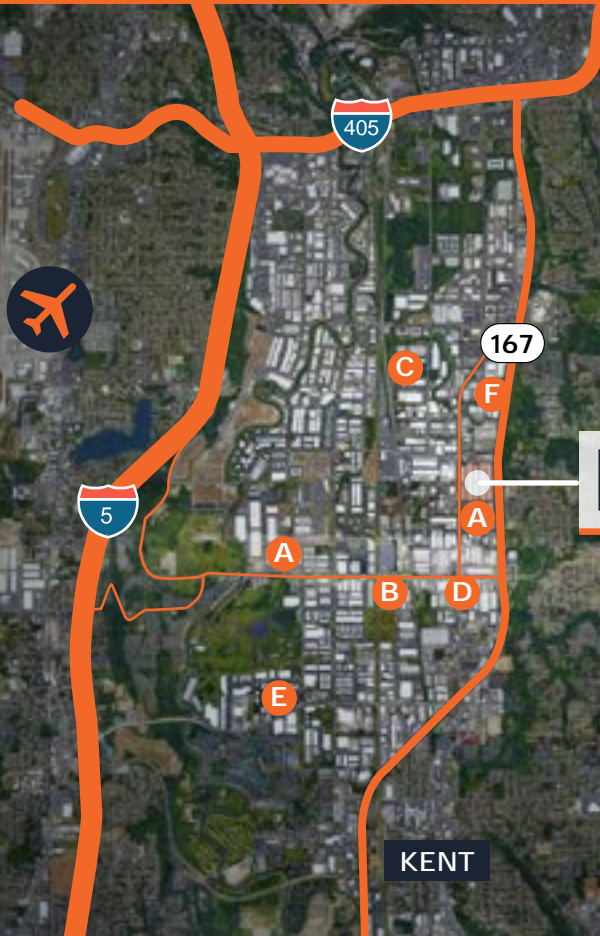
## Available For Lease

[Click address to view a brochure with more details for each availability](#)

	PROPERTY	SQ. FT.	CLEAR HEIGHT	COLUMN SPACING	LOADING	RAIL
1	<a href="#">Building C - Suite 20002</a> 20008-20024 85th Ave S Kent, WA 98031	300,000 Divisible 1,591 (office)	24'	60' x 25'	<ul style="list-style-type: none"> <li>• 58 dock high (8' x 9')</li> <li>• 2 grade level (8' x 9')</li> </ul>	✓
2	<a href="#">Building D - Suite 19801</a> 19801-19821 87th Ave S Kent, WA 98031	72,000 14,414 (office)	24'	60' x 25'	<ul style="list-style-type: none"> <li>• 12 dock high (9'8" x 10')</li> <li>• 2 grade level (9'8" x 10')</li> </ul>	
3	<a href="#">Building F - Suite 19820</a> 19002-20026 87th Ave S Kent, WA 98031	36,000 1,199 (office)	24'	60' x 25'	<ul style="list-style-type: none"> <li>• 8 dock high (9'8" x 10')</li> <li>• 1 grade level (9'8" x 10')</li> </ul>	







- WA-167 1 mile
- I-5 3 miles
- I-405 4 miles
- SEATAC 5.5 miles

**CORPORATE NEIGHBORS**

A	Amazon
B	Blue Origin
C	Home Depot Distribution Center
D	Starbucks Kent Roasting Plant
E	FedEx
F	Home Depot Distribution Center



Owned By:



Leasing By:



Scott Alan, SIOR  
Executive Director  
+1 206 521 0236  
scott.alan@cushwake.com

Patrick Mullin  
Managing Director  
+1 206 521 0265  
patrick.mullin@cushwake.com