



FOR LEASE ON 35W | 94 DOOR CROSS DOCK
55,265 SF AVAILABLE

2975 PARTRIDGE ROAD


ROSEVILLE, MINNESOTA



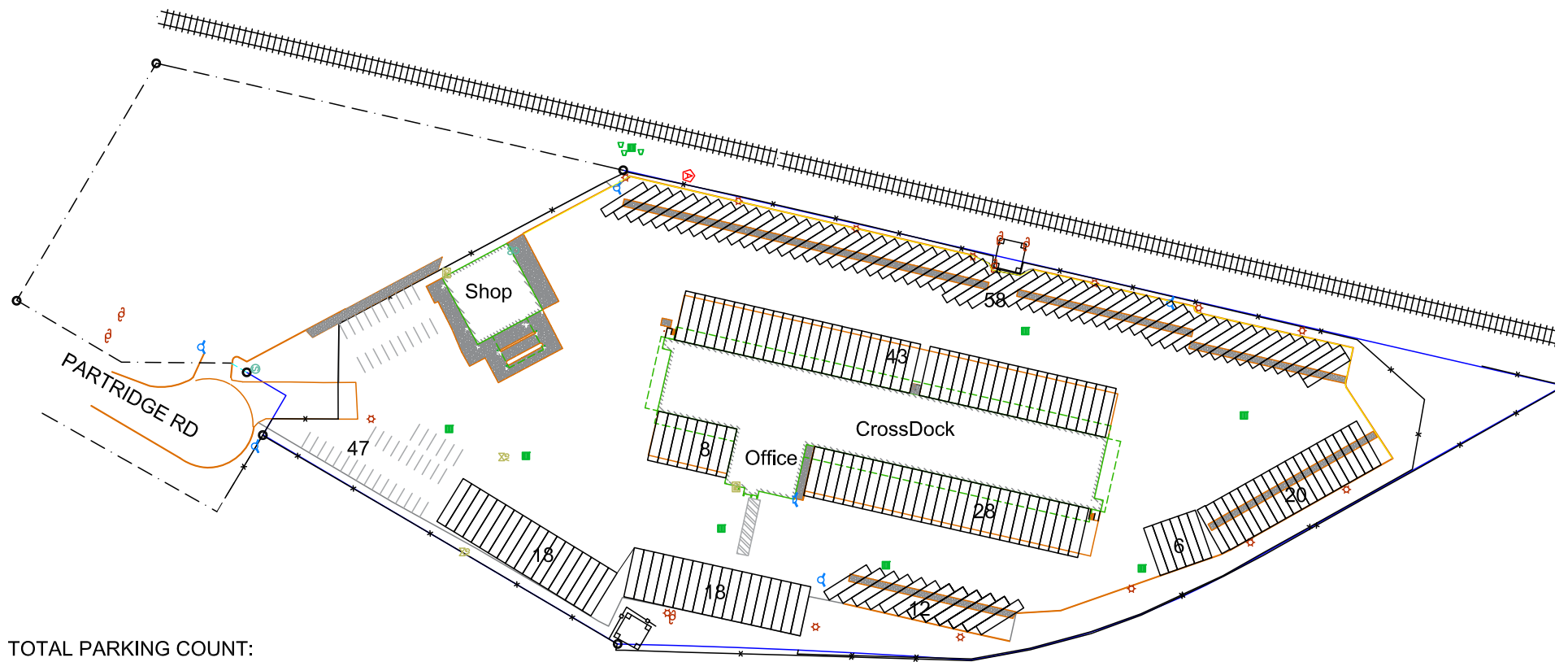
PROPERTY HIGHLIGHTS

- Rare cross dock opportunity
- Potential for outside storage

Lease Rate:	Negotiable
Building Size:	4,400 SF Office 6,665 SF Shop 44,200 SF Dock 55,265 SFTotal
Site Area:	10.61 acres
Dock Width:	80'
Clear Height:	14'7"
Column Spacing:	Clearspan
Main Building Loading:	94 docks, 1 drive-in
Maintenance Shop Loading:	5 drive-ins
Roof:	2014
Trailer Parking:	132 stalls
Vehicle Parking:	± 110
2023 Taxes:	\$175,816

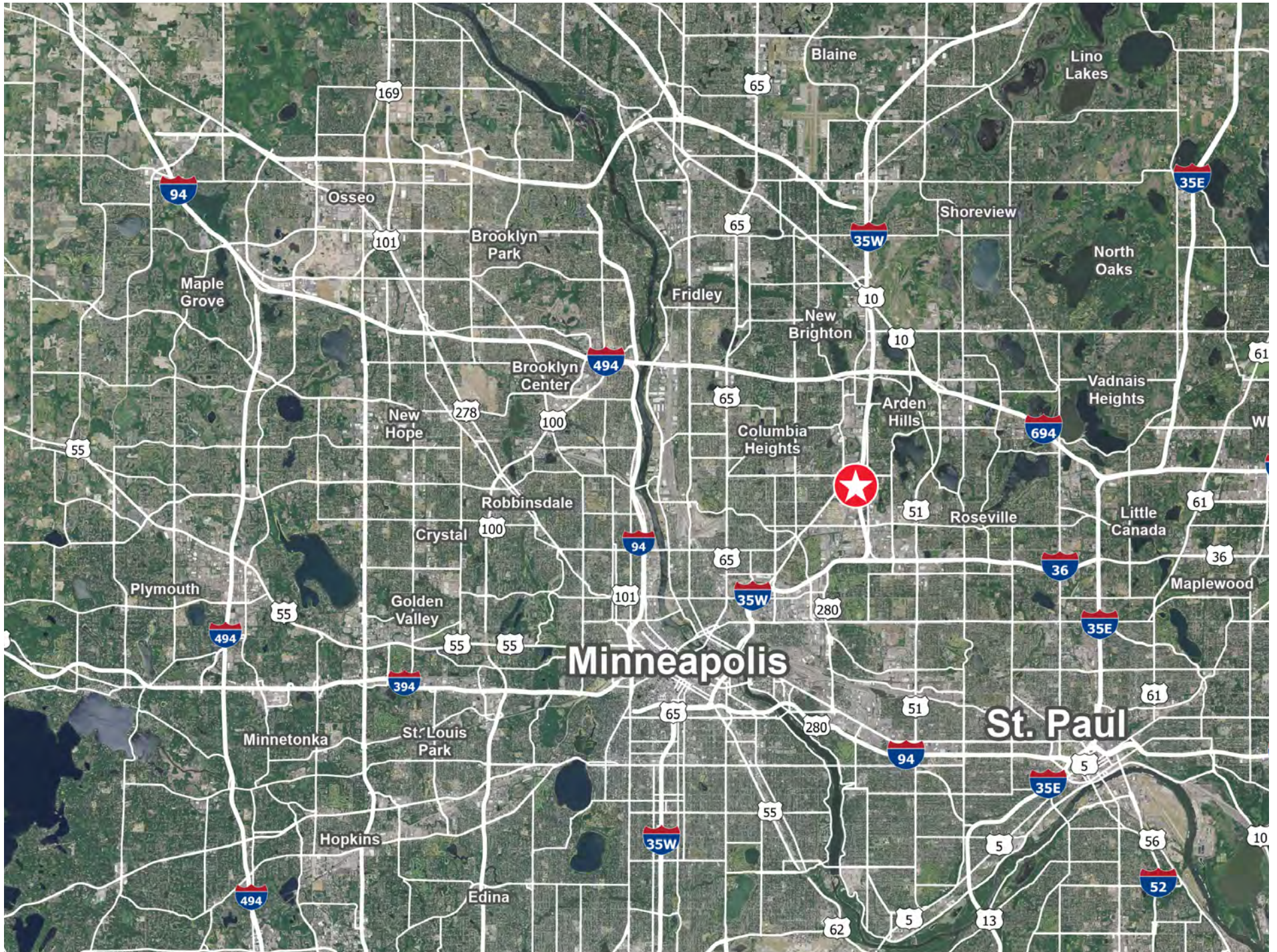


SITE PLAN



- TOTAL PARKING COUNT:
- 79 Building Loading Positions
 - 132 Yard Parking Positions (53'-0")
 - 211 Total







CONTACT INFORMATION

Brent Masica

Executive Director

+1 952 893 8231

brent.masica@cushwake.com

Danny McNamara

Director

+1 952 893 8895

danny.mcnamara@cushwake.com

3500 American Blvd W, Suite 200
Minneapolis, MN 55431
+1 952 831 1000
IndustrialMN.com

