



PORT225


COMMERCE CENTER

BUILDING B

±355,064 SF FOR LEASE



DELIVERING Q4 2024



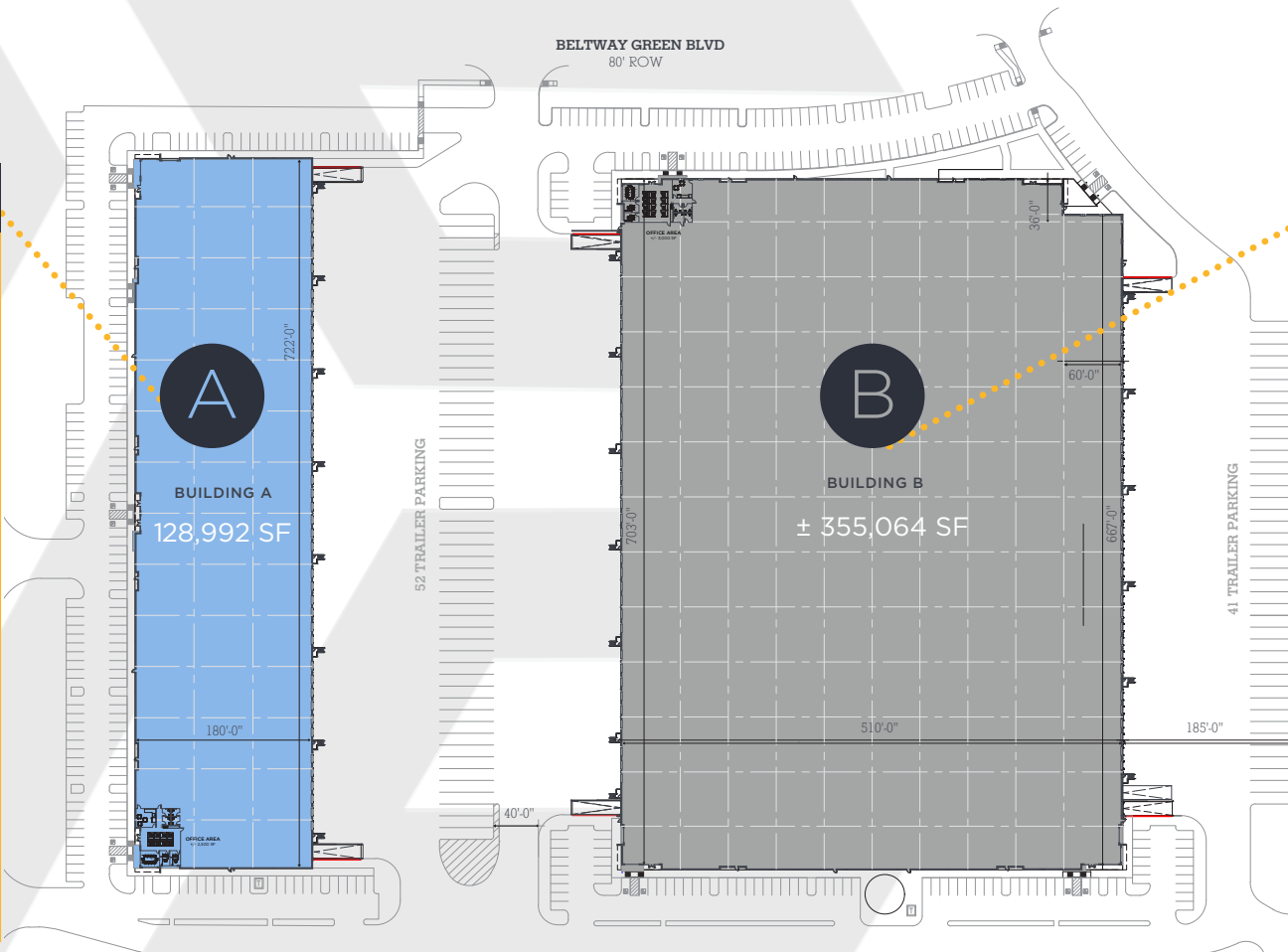
3005 HWY 225 | TX, 77503



Full Site Plan

BUILDING A

- Office: 2,500 SF
- Rear load
- Up to 52 trailer parks
- 179 auto parks
- 32' clear
- 54' x 60' column spacing
- 60' speed bays
- 42 dock high doors
- 2 drive in ramps
- ESFR sprinklers
- LED lights
- Beltway 8 frontage and access
- 130' truck court depth

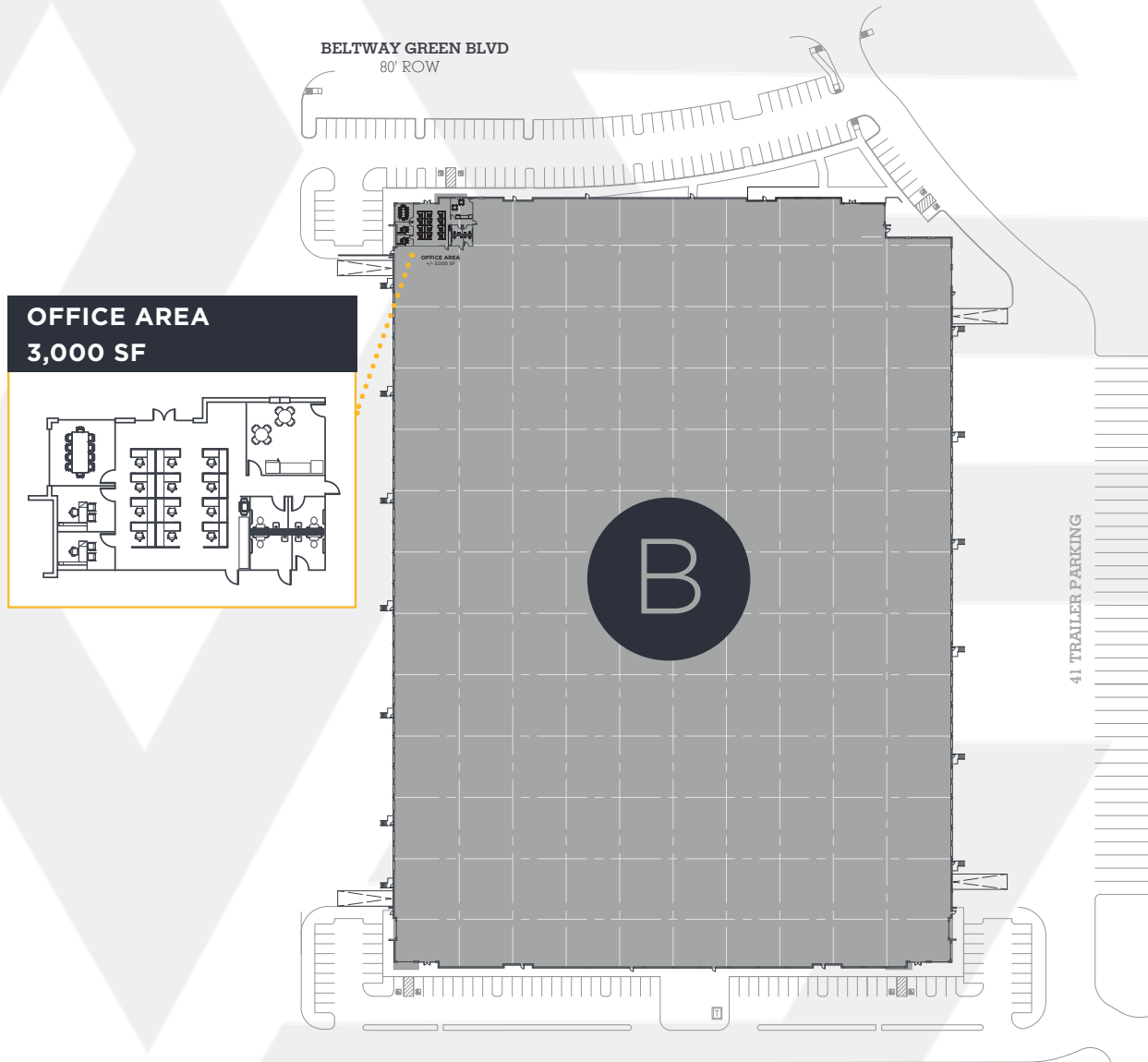


BUILDING B

- Office: 3,000 SF
- Cross dock configuration
- 36' clear
- 56' x 48-9" column spacing
- 60' speed bays
- 60 dock high doors
- 4 drive in ramps
- Up to 62 trailer parks
- 179 auto parks
- ESFR sprinklers
- LED lights
- 130' truck court depth

Building B

355,064 SF
(DIVISIBLE)



Office
3,000 SF



Cross Dock
Configuration



36'
Clear Height



56' x 48-9"
Column Spacing



60'
Speed Bays



60 Dock
High Doors



4 Drive in
Ramps



Up to 62
Trailer Parks



179
Auto Parks



ESFR
Sprinklers



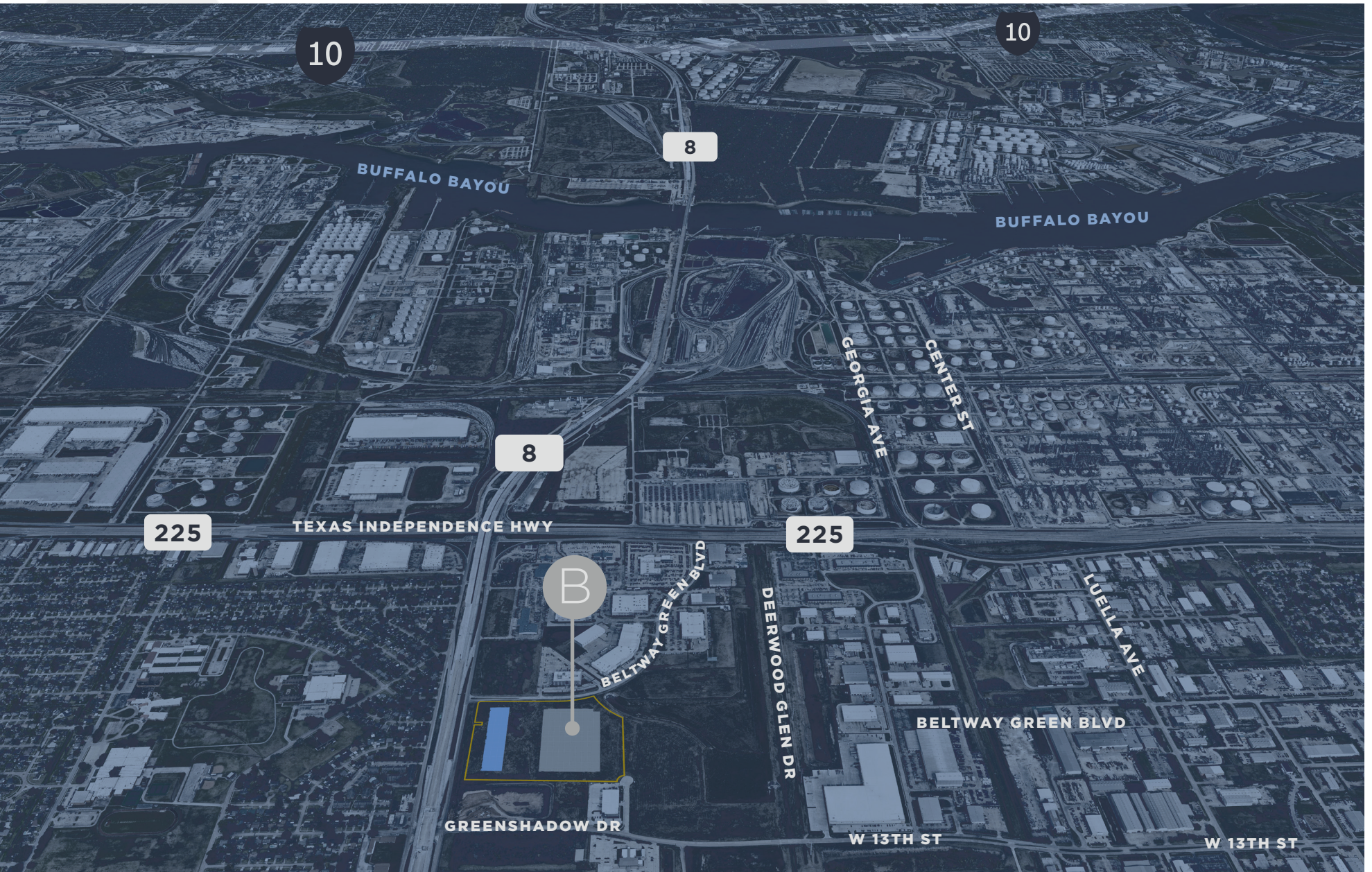
LED Lights



130' Truck
Court

BUILDING SPECS

Location Aerial





PORT225

COMMERCE CENTER

For More Information, Please Contact:

MICHAEL FOREMAN

Managing Director
Direct: +1 713 963 2850
Mobile: +1 713 818 6217
michael.foreman@cushwake.com

JIM FOREMAN

Executive Managing Director
Direct: +1 713 963 2824
Mobile: +1 713 877 1965
jim.foreman@cushwake.com

BROOKE SWERDLOW

Director
Direct: +1 713 331 1735
Mobile: +1 832 752 4576
brooke.swerdlow@cushwake.com

AMANDA MATTHEWS

GTIS Partners
+1 (404) 493-7389
amatthews@gtispartners.com

GAURAV SAHAY

GTIS Partners
Cell: +1 (281) 216-0051
gsahay@gtispartners.com