

# 29,250 SF

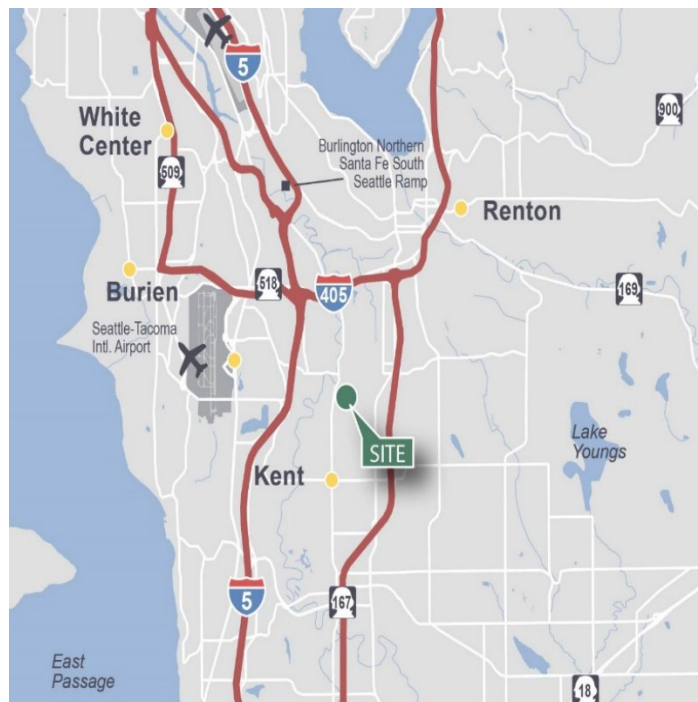
Industrial Space For Lease



## Prologis Park Kent 49



6846 S 190<sup>th</sup> St  
Kent, WA 98032 USA



### LOCATION

- Centrally Located in Kent
- Strong Corporate Image
- Easy Access to I-5 and SR-167

### FACILITY

- 29,250 SF Shell
- 744 SF Office
- 7 Dock High Doors
- 3 Rail Doors
- 22' x 49'6" Typical Column Spacing
- 24' Clear Height
- Available now

### ADVANTAGES AND AMENITIES

- Access to the Prologis Essentials platform, which includes:

[Operations Essentials](#)

[Energy Essentials](#)

[Workforce Essentials](#)

[Mobility Essentials](#)

[Digital Essentials](#)

**Your single-source service for efficient move-in**

# 29,250 SF

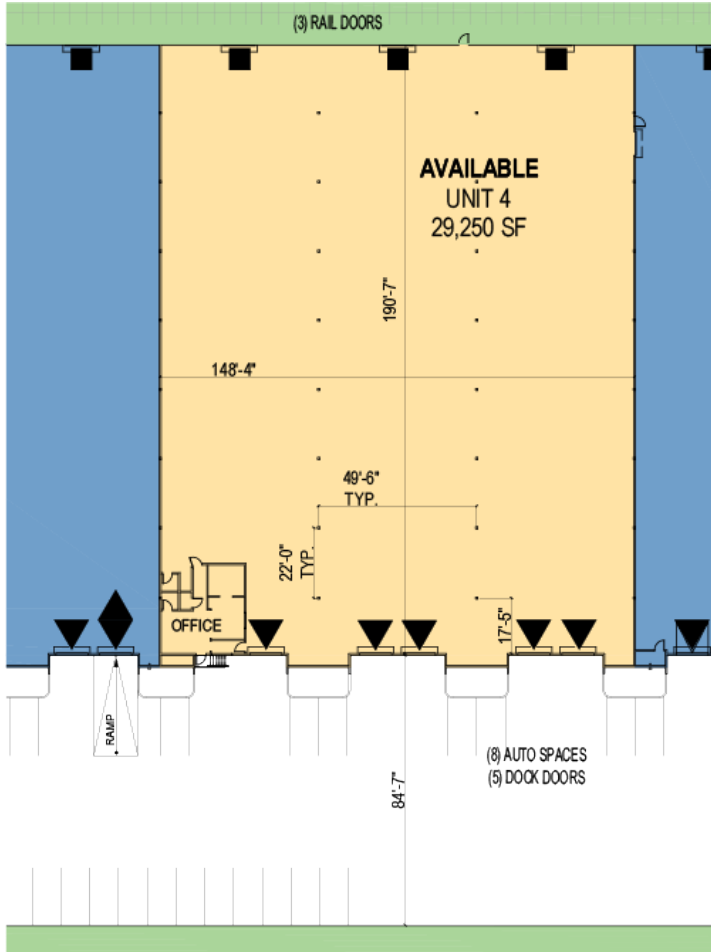
and operations: [prologisessentials.com](http://prologisessentials.com)



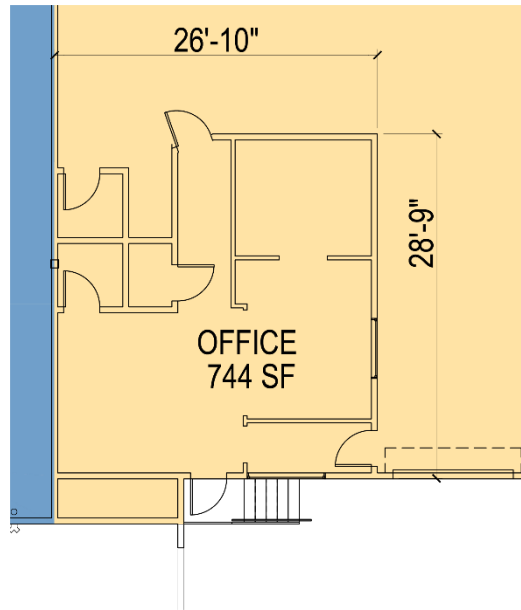
Industrial Space For Lease

## Prologis Park Kent 49

FLOOR PLAN



OFFICE PLAN



SITE PLAN



**Cushman & Wakefield**

Patrick Mullin  
patrick.mullin@cushwake.com  
ph +1 206 521 0265  
cell +1 206 518 8117  
601 Union Street  
Suite 1100  
Seattle, WA 98101 USA

**Cushman & Wakefield**

Scott Alan, SIOR  
scott.alan@cushwake.com  
ph +1 206 521 0236  
cell +1 206 605 2396  
601 Union Street  
Suite 1100  
Seattle, WA 98101 USA

**Prologis**

Lucca Merlino  
lmerlino@prologis.com  
ph +1 206 414 7621  
cell +1 206 498 6511  
33930 Weyerhaeuser Way S  
Suite 100  
Federal Way, WA 98001 USA