


±6,250 SF OF LAND
FOR SALE (PER SURVEY)

Fairview Ave.



CUSHMAN &
WAKEFIELD



FOR SALE

2025 Fairview Avenue

Houston, TX 77019

PRICE REDUCTION

~~\$1,200,000~~

\$895,000

PROPERTY FEATURES

Cushman & Wakefield of Texas, Inc. is proud to offer for sale $\pm 6,250$ sq. ft. of land with 1,026 sq. ft. of improvements (per survey) in Houston, Harris, TX.



Highly visible location at the southeast corner of Fairview Avenue and Huldy Street



The site offers $\pm 125'$ of frontage on Fairview Avenue and $\pm 50'$ of frontage on Huldy Street



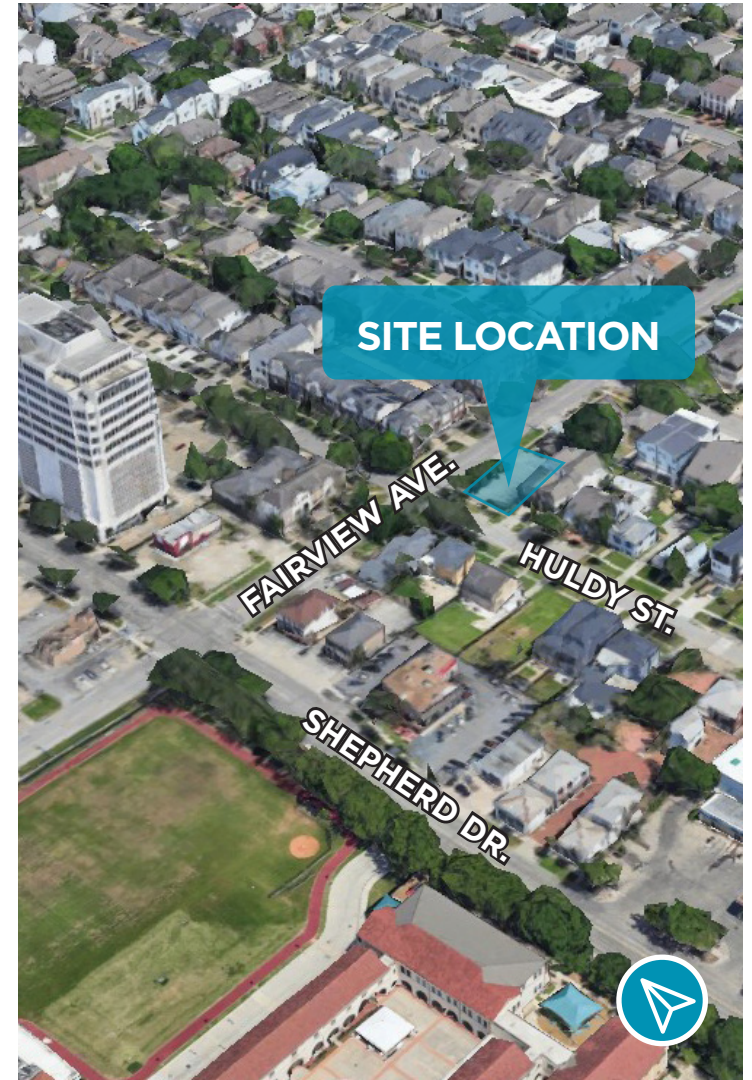
One block east of Shepherd Drive



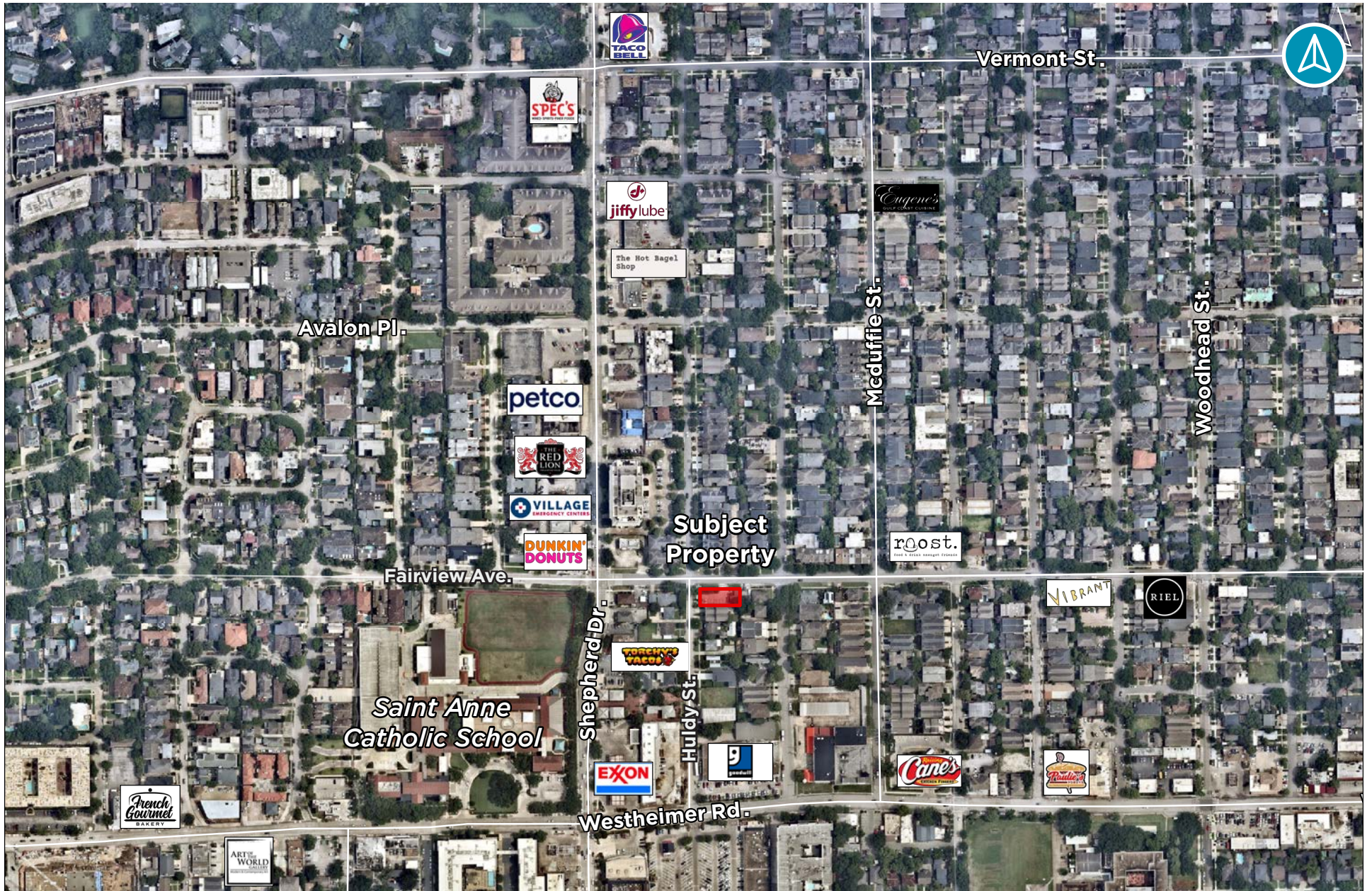
Easy access to all major thoroughfares



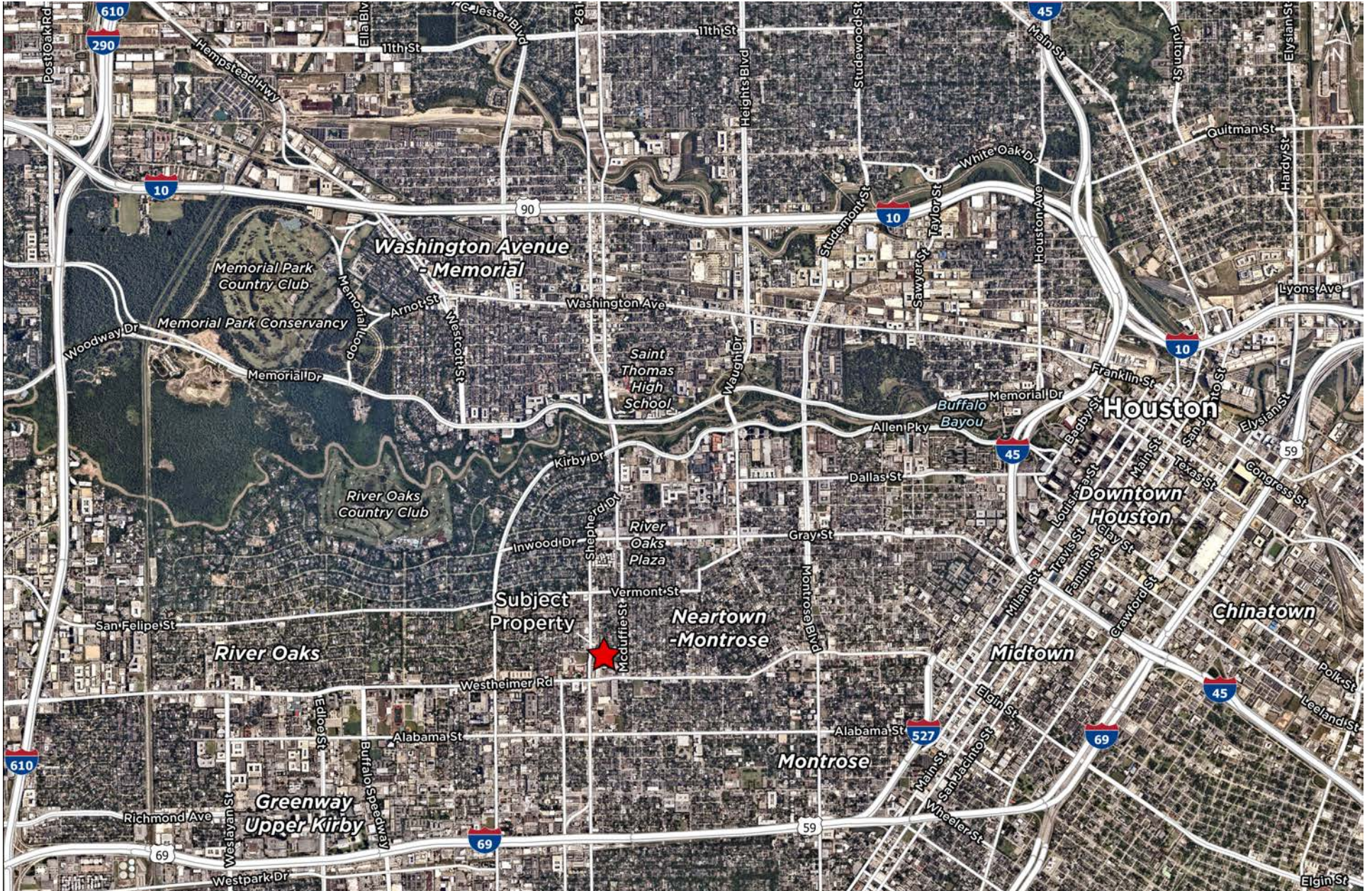
Surrounded by a vibrant commercial hub and thriving residential neighborhoods



AMENITIES MAP



AERIAL MAP





202,406

2022 Total Population



106,876

2022 Total Households



1.84

2022 Average Household Size



166,943

2022 Average Household Income



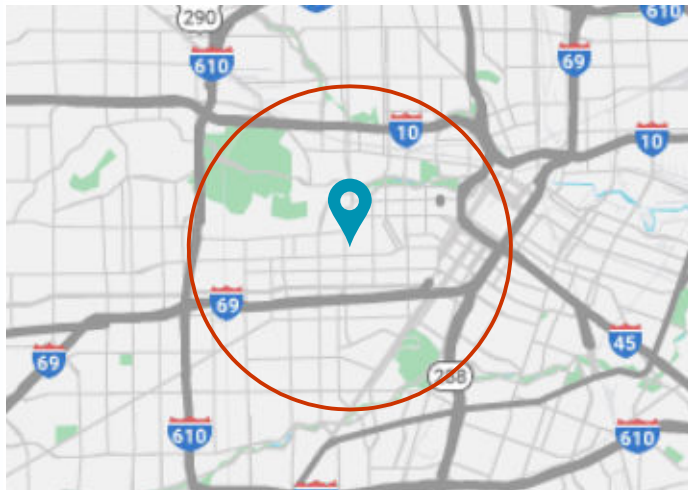
37.1

2022 Median Age



692,416

2022 Average Home Value



EMPLOYMENT



525,149

2022 Total Daytime Population



86%

2022 Daytime Population: Workers



14%

2022 Daytime Population: Residents



18,577.6

2022 Daytime Population Density (Pop/sq mi)



20,886

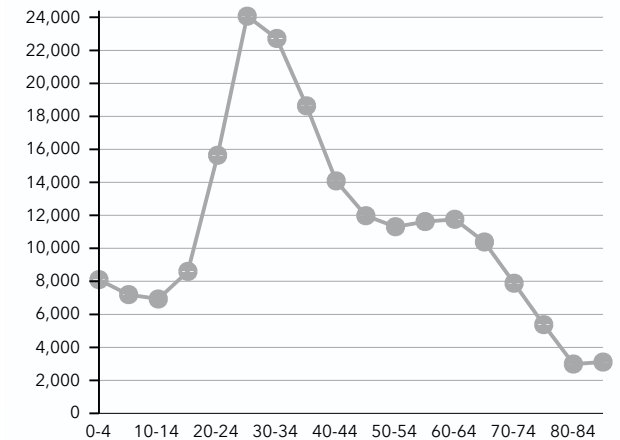
2022 Total (SIC01-99) Businesses



428,953

2022 Total (SIC01-99) Employees

POPULATION BY AGE GROUP



EDUCATIONAL ATTAINMENT

5%

High School Diploma

1%

GED/Alternative Credential

10%

Some College/No Degree

4%

Associate's Degree

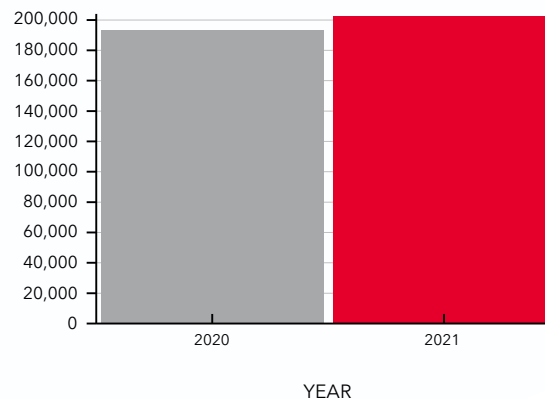
41%

Bachelor's Degree

37%

Graduate/Professional Degree

POPULATION TIME SERIES 2010-2021



51%

Male Population (%)



49%

Female Population (%)

1.05%

2022-2027 Population: Compound Annual Growth Rate

5 Mile Radius



502,352

2022 Total Population



239,099

2022 Total Households



1.98

2022 Average Household Size



146,396

2022 Average Household Income



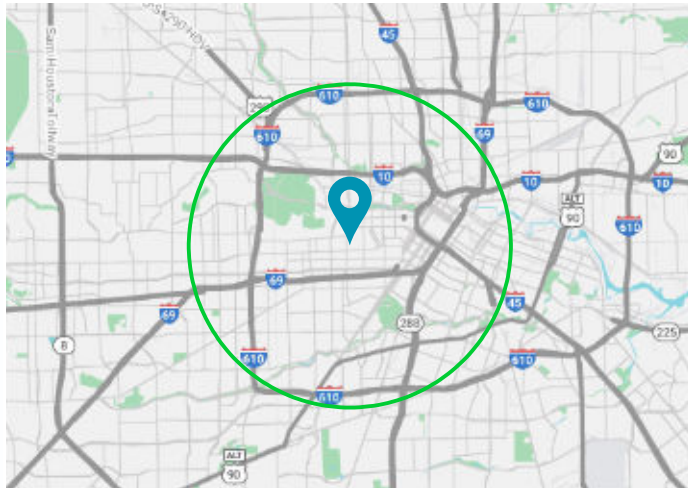
36.4

2022 Median Age



608,006

2022 Average Home Value



EMPLOYMENT



970,257

2022 Total Daytime Population



78%

2022 Daytime Population: Workers



22%

2022 Daytime Population: Residents



12,355.5

2022 Daytime Population Density (Pop/sq mi)



42,930

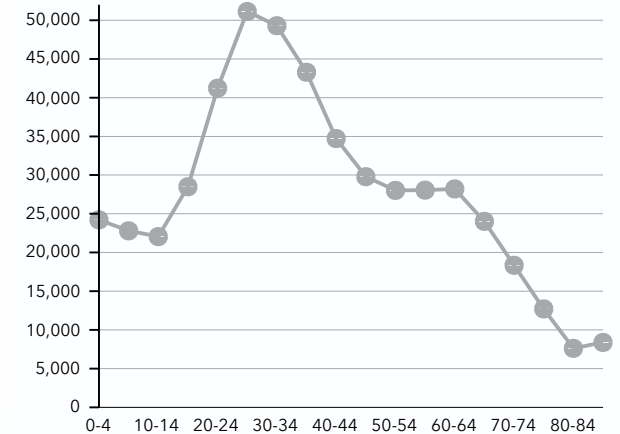
2022 Total (SIC01-99) Businesses



729,188

2022 Total (SIC01-99) Employees

POPULATION BY AGE GROUP



EDUCATIONAL ATTAINMENT

9%

High School Diploma

2%

GED/Alternative Credential

11%

Some College/No Degree

5%

Associate's Degree

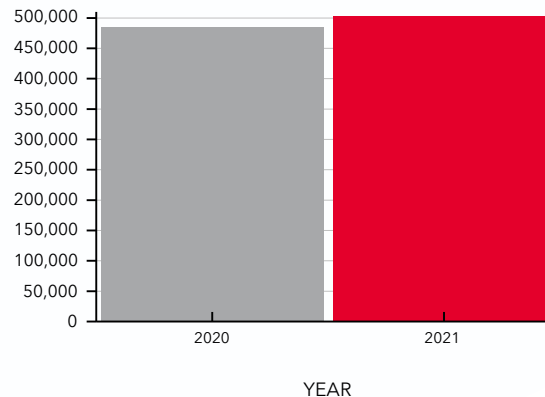
36%

Bachelor's Degree

31%

Graduate/Professional Degree

POPULATION TIME SERIES 2010-2021



51%

Male Population (%)



49%

Female Population (%)



0.91%

2022-2027 Population: Compound Annual Growth Rate

5 Mile
Radius

PROPERTY PHOTOS



CONTACT INFORMATION

MEREDITH T. CULLEN

Director
+1 713 331 1809
meredith.cullen@cushwake.com

DAVID L. COOK

Vice Chairman
+1 713 963 2888
david.cook@cushwake.com

JACK SULLIVAN

Senior Associate, Brokerage
+1 346 249 8321
jack.sullivan1@cushwake.com

MIKE COLLINS

Collins Realty
+1 713 412 4300
mike@collinsRE.net

1330 Post Oak Blvd., Suite 2700
Houston, TX 77056
+1 713 877 1700
cushmanwakefield.com



©2023 Cushman & Wakefield. All rights reserved. The information contained in this communication is strictly confidential. This information has been obtained from sources believed to be reliable but has not been verified. NO WARRANTY OR REPRESENTATION, EXPRESS OR IMPLIED, IS MADE AS TO THE CONDITION OF THE PROPERTY (OR PROPERTIES) REFERENCED HEREIN OR AS TO THE ACCURACY OR COMPLETENESS OF THE INFORMATION CONTAINED HEREIN, AND SAME IS SUBMITTED SUBJECT TO ERRORS, OMISSIONS, CHANGE OF PRICE, RENTAL OR OTHER CONDITIONS, WITHDRAWAL WITHOUT NOTICE, AND TO ANY SPECIAL LISTING CONDITIONS IMPOSED BY THE PROPERTY OWNER(S). ANY PROJECTIONS, OPINIONS OR ESTIMATES ARE SUBJECT TO UNCERTAINTY AND DO NOT SIGNIFY CURRENT OR FUTURE PROPERTY PERFORMANCE.