



FOR LEASE

2075 Bering Drive

San Jose, CA

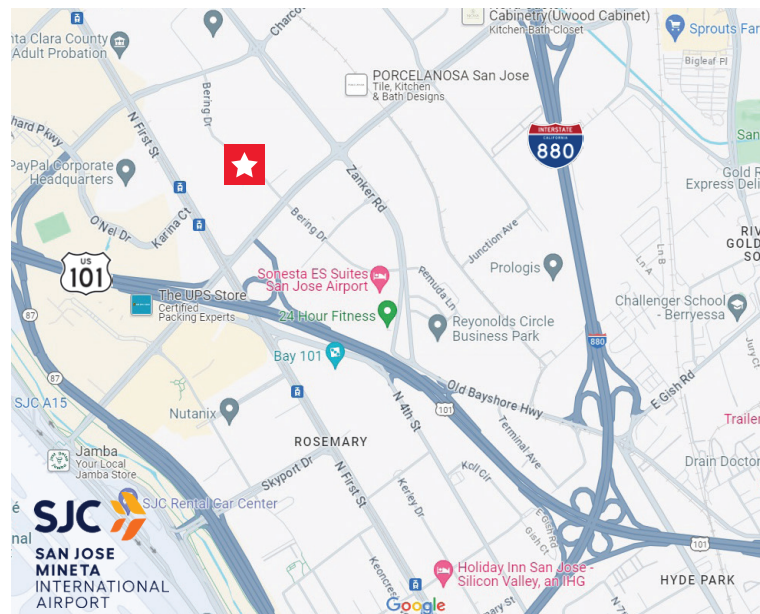


INDUSTRIAL/FLEX SPACE FOR LEASE

Unit E: ±1,728 SQUARE FEET

Property Highlights:

- Sprinklered Building
- Grade Level Loading Door
- ±15'- ±16' Warehouse Clear Height
- Separately Metered Suite
- Private Restroom
- Easy Access to HWY 87, US 101, & I-880
- 2.7/1,000 Parking
- \$1.80 PSF Gross, No CAM - Includes Water and Garbage
- ASVB Sentrilock Lockbox - See Site Plan



Kevin Sweatt
Senior Director
P +1 408 639 6247
kevin.sweatt@cushwake.com
LIC #1221048

300 Santana Row, Fifth Floor
San Jose, CA 95128
T +1 408 615 3400
cushmanwakefield.com



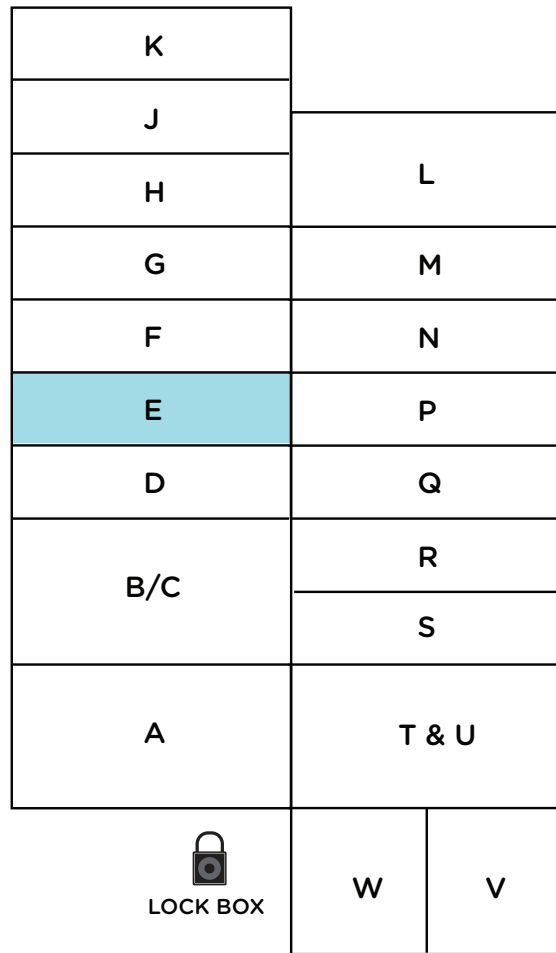
FOR LEASE

2075 Bering Drive

San Jose, CA

AVAILABLE SUITES

SUITE	GROSS RENT	RSF	GL DOOR	LAYOUT
E	\$1.80/SF	±1,728	Yes (1)	Office/Warehouse



 AVAILABLE

NOT EXACT OR TO SCALE

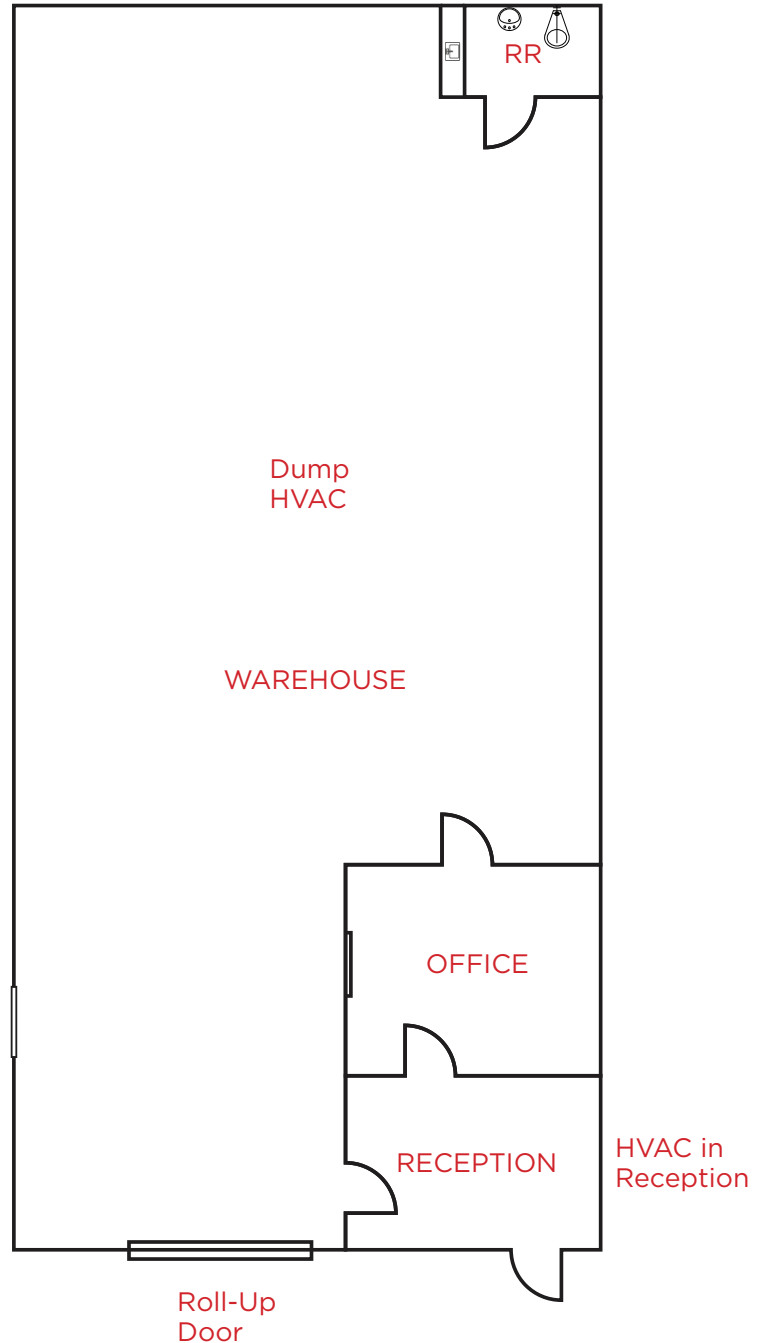
Kevin Sweatt
 Senior Director
 P +1 408 639 6247
 kevin.sweatt@cushwake.com
 LIC #1221048

300 Santana Row, Fifth Floor
 San Jose, CA 95128
 T +1 408 615 3400
cushmanwakefield.com

Suite: E

Features:

- ±1,728 SF
- 100 Amps @ 120/208 Volt - 3-Phase Power
- Space Heater
- Shop Sink
- Dump HVAC in Warehouse
- Sprinklered



NOT EXACT OR TO SCALE

Kevin Sweatt
Senior Director
P +1 408 639 6247
kevin.sweatt@cushwake.com
LIC #1221048

300 Santana Row, Fifth Floor
San Jose, CA 95128
T +1 408 615 3400
cushmanwakefield.com