

9TH & WYANDOTTE

DOWNTOWN KANSAS CITY, MISSOURI



Prime Downtown Development Site
909 Wyandotte Street, Kansas City, MO

OFFERING MEMORANDUM



9TH & WYANDOTTE

DOWNTOWN KANSAS CITY, MISSOURI

CONTACTS

GIBSON KERR, CCIM
Managing Director
+1 816 412 0212
gib.kerr@cushwake.com

LEONARD POPPLEWELL
Director
+1 913 709 3623
leonard.popplewell@cushwake.com

Catholic
Diocese of
KC-St. Joe

McCown
Gordon HQ

21C/Savoy
Hotel

909
Wyandotte

Kansas City
Club

Downtown
Library

DISCLAIMER

©2024 Cushman & Wakefield. All rights reserved. The information contained in this communication is strictly confidential. This information has been obtained from sources believed to be reliable but has not been verified. NO WARRANTY OR REPRESENTATION, EXPRESS OR IMPLIED, IS MADE AS TO THE CONDITION OF THE PROPERTY (OR PROPERTIES) REFERENCED HEREIN OR AS TO THE ACCURACY OR COMPLETENESS OF THE INFORMATION CONTAINED HEREIN, AND SAME IS SUBMITTED SUBJECT TO ERRORS, OMISSIONS, CHANGE OF PRICE, RENTAL OR OTHER CONDITIONS, WITHDRAWAL WITHOUT NOTICE, AND TO ANY SPECIAL LISTING CONDITIONS IMPOSED BY THE PROPERTY OWNER(S). ANY PROJECTIONS, OPINIONS OR ESTIMATES ARE SUBJECT TO UNCERTAINTY AND DO NOT SIGNIFY CURRENT OR FUTURE PROPERTY PERFORMANCE.

PROPERTY DESCRIPTION

Address: 909 Wyandotte Street, Kansas City, Missouri 64105

Site size: 20,904 SF

Price: \$2,350,000 (\$112 PSF)

Zoning: DC-15 (Downtown Core: High Density)



1 Prime development opportunity located in downtown's charming Library District



2 Just two blocks from 9th & Main streetcar stop



3 Existing parking structure engineered for vertical development



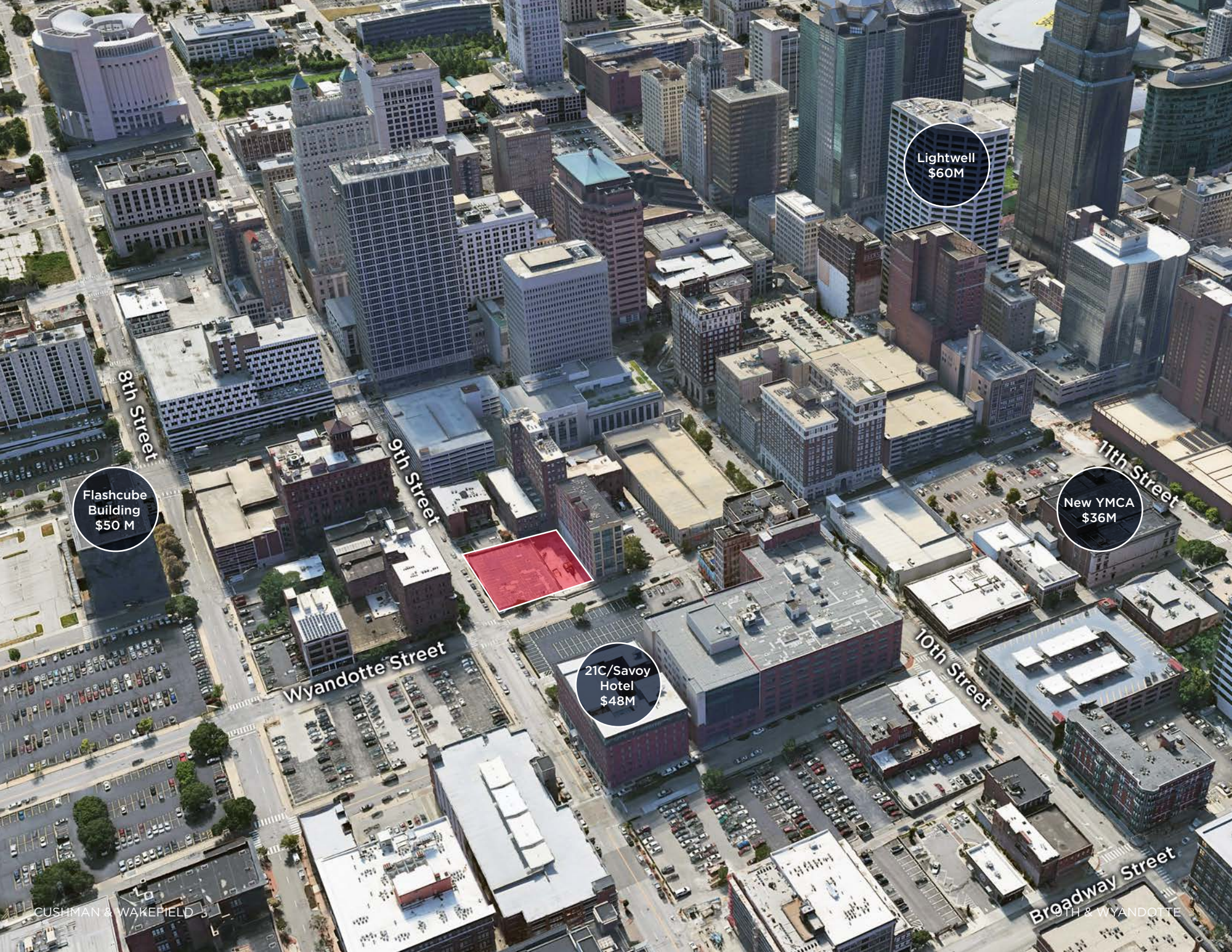
4 Outstanding potential for residential, hotel, or mixed-use development



5 Conveniently walkable to some of KC's finest restaurants and bars, as well as the Convention Center and the Power & Light District



6 Downtown Core District zoning regulations are primarily intended to accommodate a broad mix of high density residential, office, commercial, and entertainment uses



Lightwell
\$60M

Flashcube
Building
\$50 M

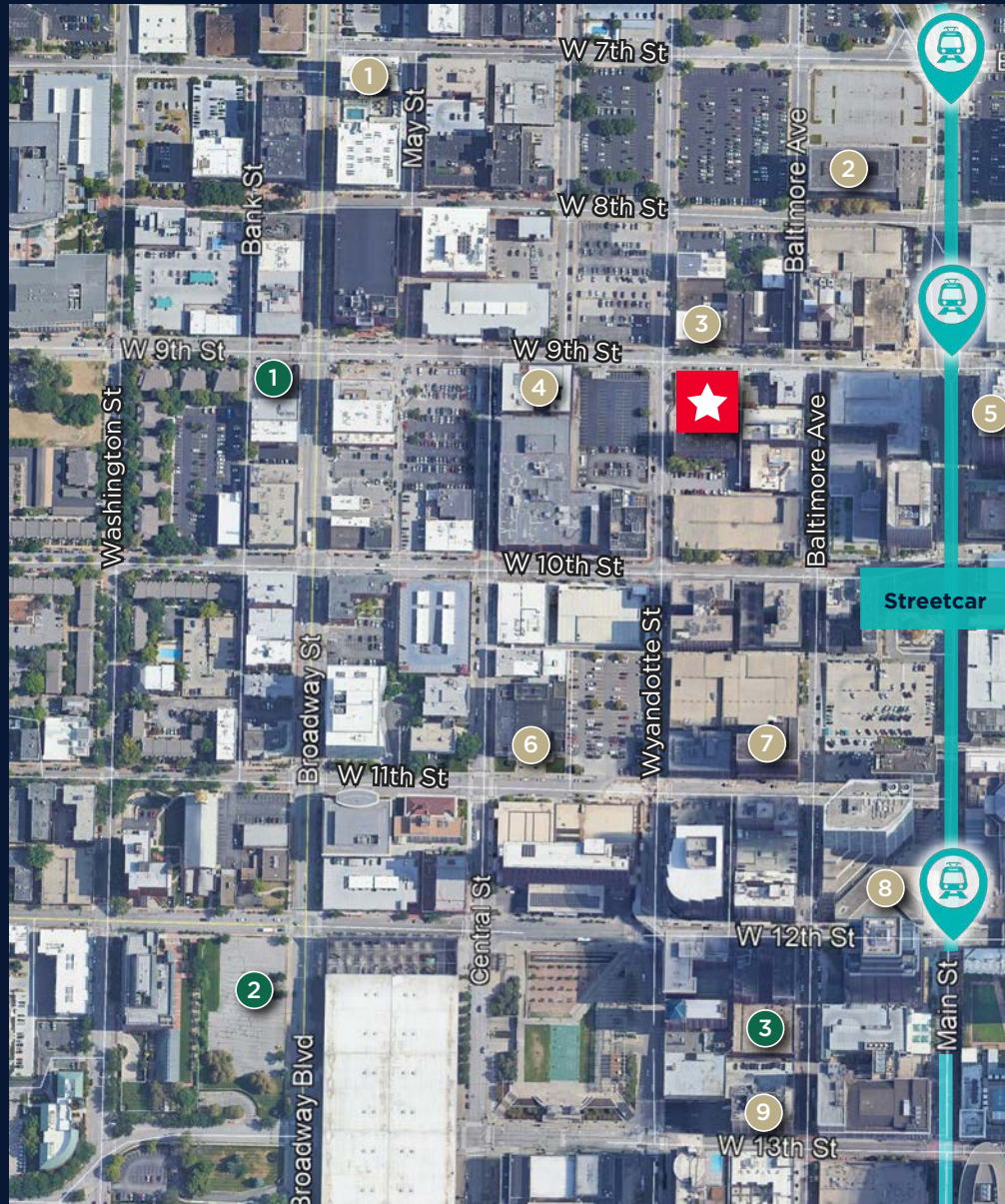
New YMCA
\$36M

21C/Savoy
Hotel
\$48M

PROPOSED/RECENTLY COMPLETED DEVELOPMENTS

Proposed/Under Construction Development Projects

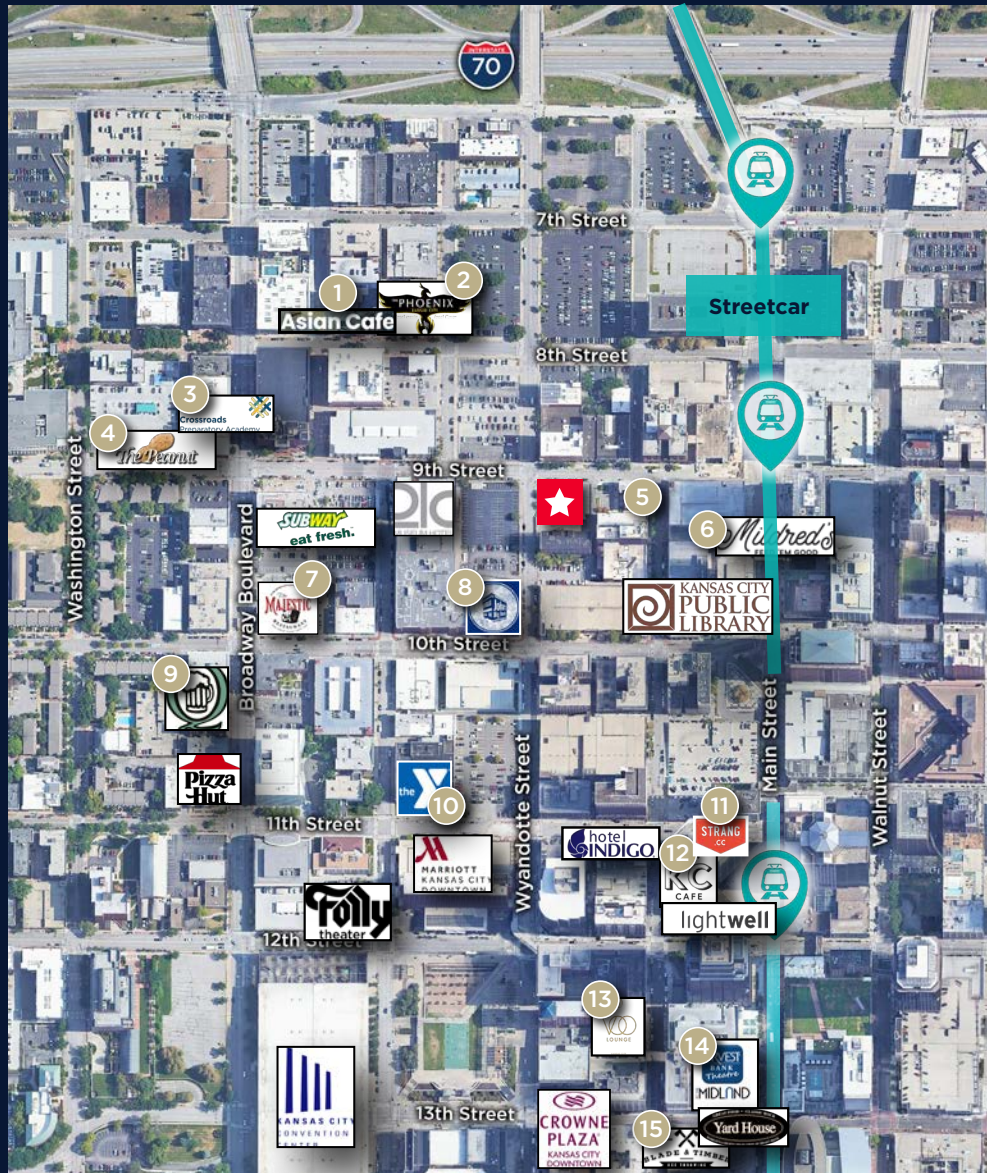
1. Hyatt House - 900 Broadway Blvd (\$40M new construction hotel, 154 rooms)
2. Canadian Pacific Kansas City Railroad HQ expansion & mixed-use development - 1200-1210 Broadway
3. Muehlbach redevelopment - 1212 Baltimore Avenue (\$29.8M project, 190 units)



Recently Completed Developments

1. Roaster's Block Apartments - 701 Broadway Blvd (\$36M Project, 146 units)
2. Flashcube Apartments - 720 Main Street (\$70M Project, 184 units)
3. New England Building Apartments - 112 W 9th Street (\$9M project, 32 units)
4. 21c Museum Hotel - 219 W 9th Street (\$50M project, 120 room boutique hotel)
5. Commerce Tower - (\$139M project, 355 units)
6. New Downtown YMCA - 222 W 11th Street (\$36M project)
7. The Mark Apartments - 106 W 11th St. (\$60M project, 222 units)
8. Lightwell/WeWork - (660,000 SF, \$60M project)
9. Hotel Kansas City - 1228 Baltimore Avenue (\$59.5M project, 144 rooms)

NEARBY AMENITIES



Local Amenities

1. Asian Café
2. The Phoenix Jazz Club
3. Crossroads Preparatory Academy
4. The Peanut Bar & Grill
5. Milwaukee Delicatessen
6. Mildred's Coffeehouse
7. The Majestic Restaurant
8. John's Big Rooftop Deck Bar & Grill
9. Quaff Sports Bar & Grill
10. New YMCA
11. Strang Chef Collective
12. Made in KC Café & Store
13. Voo Lounge
14. Arvest Bank Theatre at the Midland
15. Blade & Timber Axe Throwing

CATALYTIC PROJECTS



909 WYANDOTTE CONCEPTUAL RENDERINGS



909 WYANDOTTE CONCEPTUAL RENDERINGS



909 WYANDOTTE CONCEPTUAL RENDERINGS



STREETCAR

- 909 Wyandotte is located just two blocks from the stop at 9th & Main Street. The original 2.2 mile KC Streetcar line (completed 2016) has been one of the most successful in the United States by ridership numbers and has attracted more than \$4 billion of investment in new development projects near the track from 2013-2020. The KC Streetcar has won numerous national awards and there are currently two expansion lines under construction. The planned southern 3.5- mile extension of Kansas City's streetcar on Main Street to the Country Club Plaza/UMKC and the northern expansion line to the Riverfront are expected to be completed in 2024. The extensions will provide 909 Wyandotte with unparalleled front door access to all the major sites in Kansas City's urban core.





ROYALS' PLANNED DOWNTOWN BASEBALL STADIUM:

- The Kansas City Royals (Major League Baseball team) have announced their intention to relocate their stadium to the Crossroads by 2028. The Royals plan to build a new Downtown ballpark and construct a mixed-use development "Ballpark District." Estimated total project cost for the ballpark and the district is \$2 billion.
- Financing, site announcement, and timeline are expected to be finalized in 2024.



SOUTH LOOP LINK:

- Kansas City officials have announced their intent to cap a four-block stretch of Interstate 670 to create a new \$217 million+ green park that would link the Crossroads District and the Central Business District.
- The planned park will bring a spectacular green space downtown. The park's tentative concepts include a walking trails, playgrounds, arts and amphitheater programming, a dog park, entertainment, and unique food & beverage offerings, etc.
- Engineering studies are under way and groundbreaking is expected to occur in 2024.

#8

Eighth-Hottest US
Job Market
(WSJ, 2022)

#3

Hottest real estate
market
(Zillow, 2023)

Top 10

Best business climate
(Business Facilities, 2022)

#10

Best city for foreign
investment
*(Financial Times and
Nikkei, 2022)*

WHY KANSAS CITY?

- Rising national metro area:
 - 18% population growth rate for the KC MSA since 2010, vs 3.1% for the Midwest
 - Panasonic \$4B battery plant and Meta's \$800M hyperscale data center project
- New \$1.5B Kansas City International Airport (opened February 2023)
 - New Kansas City Airport is Ranked No. 1 in the US (Travel Awaits, 2023)
- Downtown has fastest growing population in the metro

KC NATIONAL ACCOLADES

KC named #3 city to visit in the U.S. by Travel Awaits (2022)

- <https://www.msn.com/en-us/travel/tripideas/our-12-favorite-cities-to-visit-in-the-u-s/ar-AAXAUQ0>

KC named as one of The 23 Best Places to Go in the U.S. in 2023- Conde Nast (2022)

- <https://www.cntraveler.com/story/best-places-to-go-in-the-us-2023>

KC Named Top 10 for Net Pandemic Migration Gains (2021)

- The Kansas City region ranks No. 8 among 38 major metros for the largest migration gains since the start of the pandemic. Top regions listed offer strong affordability, manageable housing prices and spacious geography (2021)

- Source: LinkedIn

The Kansas City area has the third fastest growing tech market, only outpaced by San Francisco and Austin (2021)

- Source: CompTIA Cyberstates

#7 Hottest Real Estate Markets of 2023

- Zillow (2023)

#1 Kansas City is No. 1 Location Worldwide for a Workcation

- Icelandair (2022)

DOWNTOWN DEVELOPMENT



DOWNTOWN IS ON THE RISE

\$9.2B


Development completed or under construction in Downtown KC since 2005

\$3.1B

Development planned for Downtown KC in next couple years

113,531

Downtown employees



COMPANIES LOCATED IN DOWNTOWN KANSAS CITY



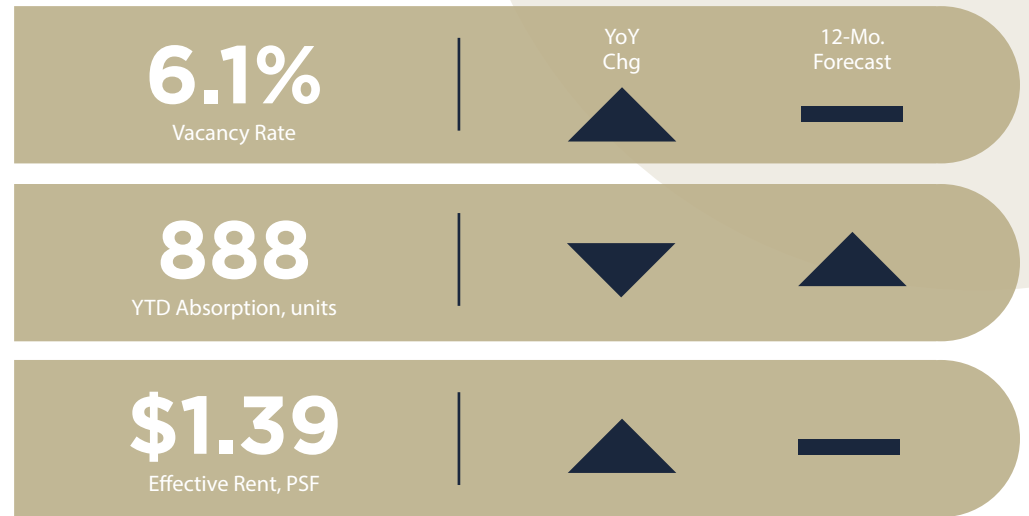
COMPARABLE MULTIFAMILY PROPERTY RENTS:

- One Light: \$2.35 psf (delivered 2015)
- Two Light: \$2.97 psf (delivered 2018)
- Three Light: \$3.26 psf (delivered 2023)

MULTIFAMILY OVERVIEW

ECONOMIC OVERVIEW

For the past several years, the local economy has been powered by job growth. Since the pandemic recovery began, Kansas City has maintained an unemployment rate well below the national level and at times so low that the lack of available workers had the potential to be a major drag on growth. The Federal Reserve Bank has long defined “full employment” as an unemployment rate of 5.0%, so the local market remains tight. Yet this is still a noticeable step up in worker availability over the past couple of years, where the local unemployment rate has dipped as low as 2.3%. The Kansas City metro area added 6,300 jobs over the last 12 months and forecasts call for that growth to continue.



(Overall, All Property Classes)
Source: Yardi

PRICING: Rent Growth and Occupancy

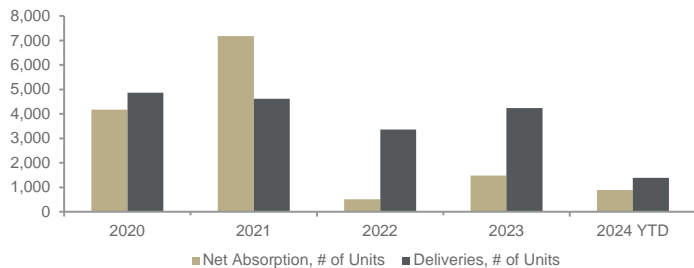
In 2022, effective rates in both Kansas City and nationally rose rapidly. While those rates slowed in 2023, they remained high. In the second quarter of 2022, the growth of local effective rates reached a high of 14.3% year-over-year (YOY) and since then that number has come down each quarter, reaching 4.3% in the first quarter of 2024. In fact, the average effective rate for a unit in Kansas City over the first three months of the year was \$1,299, down \$1 from the previous quarter. Such a small move hardly qualifies as statistically relevant, and on a per-unit basis the average effective rate in Kansas City is up 13.1% compared to two years ago and on a per-square-foot (psf) basis it is up 10.3%.

Not surprisingly, the vacancy rate in Kansas City has been creeping up over as rents have risen. In the first quarter of 2022, the vacancy rate reached a low of 2.9%, driven in part by pent up demand from the challenges of 2020 and 2021. Since then, the rise in vacancy has followed the trend of rental rates, although not as dramatically. The market saw a substantial number of new deliveries in 2023 and as those are absorbed the vacancy rate should drop. It is also worth noting that there can be seasonality factors in the multi-family market and the second quarter has a positive history. In 2019, the last pre-pandemic year, the vacancy rate fell from 5.5% in the first quarter to 4.5% in the second quarter.

INVESTOR ACTIVITY: Continued Interest in High-End Properties

Investment activity in the market was slow in the first quarter, marking the third quarter in a row where volume in both dollars and units was subdued. Kansas City saw an explosion of investment activity in 2021 and 2022. In 2021, the market set a record for total dollar volume and in 2022 that was shattered by 64.9%. One factor is a lack of product ready to come to market in submarkets such as Central Kansas City and Johnson County submarkets, but higher quality assets in the Jackson County suburban submarkets have started to generate investor interest.

DEMAND / DELIVERIES



MARKET DRIVERS

- Central Kansas City has seen a large number of conversions to multi-family over the past decade, but it is unlikely that trend will continue in the immediate future.
- As work on the KC Streetcar continues, sites along the line that will run from Crown Center to the Plaza remain in high demand for multifamily development.
- If the Federal Reserve Bank does drop interest rates in the second half of the year, investor activity could pick up quickly.

ECONOMIC INDICATORS Q1 2024

1,136.4K

Kansas City Employment

YoY
Chg



12-Mo.
Forecast



3.0%

Kansas City Unemployment Rate



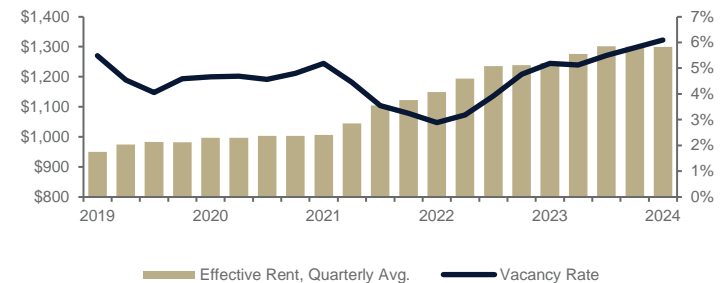
0.2%

Kansas City Household Growth



Source: BLS, Census Bureau, Moody's Analytics 2024Q1 Data are based on latest available data.

OVERALL VACANCY & ASKING RENT



MARKET STATISTICS

SUBMARKET	INVENTORY (UNITS)	YTD DELIVERIES (UNITS)	YTD % INVENTORY GROWTH	UNDER CONSTRUCTION (UNITS)	YTD NET ABSORPTION (UNITS)	VACANCY RATE	YOY VACANCY RATE CHANGE	AVG EFFECTIVE RENT / UNIT	AVG EFFECTIVE RENT PSF	YOY % EFFECTIVE RENT GROWTH
Central Kansas City	29,555	391	2.6%	1,613	419	6.9%	0.9%	\$1,478	\$1.76	1.8%
Clay County	21,916	235	2.3%	435	178	5.8%	0.7%	\$1,156	\$1.24	4.5%
Independence/East Kansas City	15,256	39	0.3%	236	(74)	7.9%	1.6%	\$1,111	\$1.31	4.9%
Lee's Summit/Blue Springs	15,266	-	0.5%	323	(36)	6.3%	0.1%	\$1,257	\$1.35	3.9%
North Overland Park	13,216	-	0.4%	499	(44)	5.8%	1.3%	\$1,313	\$1.39	3.7%
Olathe/Gardner	11,167	486	10.5%	313	448	3.7%	0.5%	\$1,311	\$1.44	6.1%
Platte County	10,380	20	1.9%	200	(32)	5.8%	0.1%	\$1,218	\$1.32	4.0%
Shawnee/Lenexa/Mission	17,208	-	0.2%	1,153	(100)	4.7%	0.7%	\$1,392	\$1.41	6.3%
South Kansas City/Grandview	18,670	143	6.6%	129	172	8.3%	1.6%	\$1,045	\$1.12	7.3%
South Overland Park	20,699	-	0.0%	831	(129)	5.9%	1.3%	\$1,510	\$1.51	3.7%
Wyandotte County/Leavenworth	13,532	69	2.1%	775	86	6.5%	0.6%	\$1,090	\$1.28	3.5%
Total	186,865	1,383	2.3%	6,507	888	6.1%	0.9%	\$1,299	\$1.39	4.3%

*Rental rates reflect full service asking

KEY SALES TRANSACTIONS Q1 2024

PROPERTY	SUBMARKET	SELLER / BUYER	UNITS	PRICE / \$ UNIT
Juniper Gardens	Wyandotte County/Leavenworth	HAKC / Expo Real Estate Holdings	390	N/A
Madison Overland Park	South Overland Park	Equus Capital Partners / Archstone Capital	202	N/A
Village Woods Estates	Wyandotte County/Leavenworth	Urban Village / Axiom Property Management	108	N/A
Soho West Lofts	Central Kansas City	Master Realty Props / Ives Dairy Shoppes	55	N/A

**Renewals not included in leasing statistics

KEY CONSTRUCTION COMPLETIONS Q1 2024

PROPERTY	SUBMARKET	UNITS	OWNER / DEVELOPER
Legends 267	Wyandotte County/Leavenworth	275	KKR
Twin Creeks	Platte County	220	Red River Development

9TH & WYANDOTTE

DOWNTOWN KANSAS CITY, MISSOURI

CONTACTS

GIBSON KERR, CCIM
Managing Director
+1 816 412 0212
gib.kerr@cushwake.com

LEONARD POPPLEWELL
Director
+1 913 709 3623
leonard.popplewell@cushwake.com

