

MECHANICSBURG

TRADE CENTER

±1,205,280 SF



Gerry Blinebury
Executive Vice Chair
+1 717 231 7291
gerry.blinebury@cushwake.com

Collin Potter
Director
+1 717 231 7460
collin.potter@cushwake.com

PANATTONI



CUSHMAN &
WAKEFIELD

DRIVE TIMES

HARRISBURG	24 MIN	17 MILES
BALTIMORE	1 HR 30 MIN	85 MILES
PHILADELPHIA	2 HR 15 MIN	115 MILES
WASHINGTON D.C.	2 HR 19 MIN	111 MILES
NEW YORK CITY	3 HR 15 MIN	183 MILES

REGIONAL MAP

MECHANICSBURG
TRADE CENTER



CENTRAL PA

MULTI-MODAL

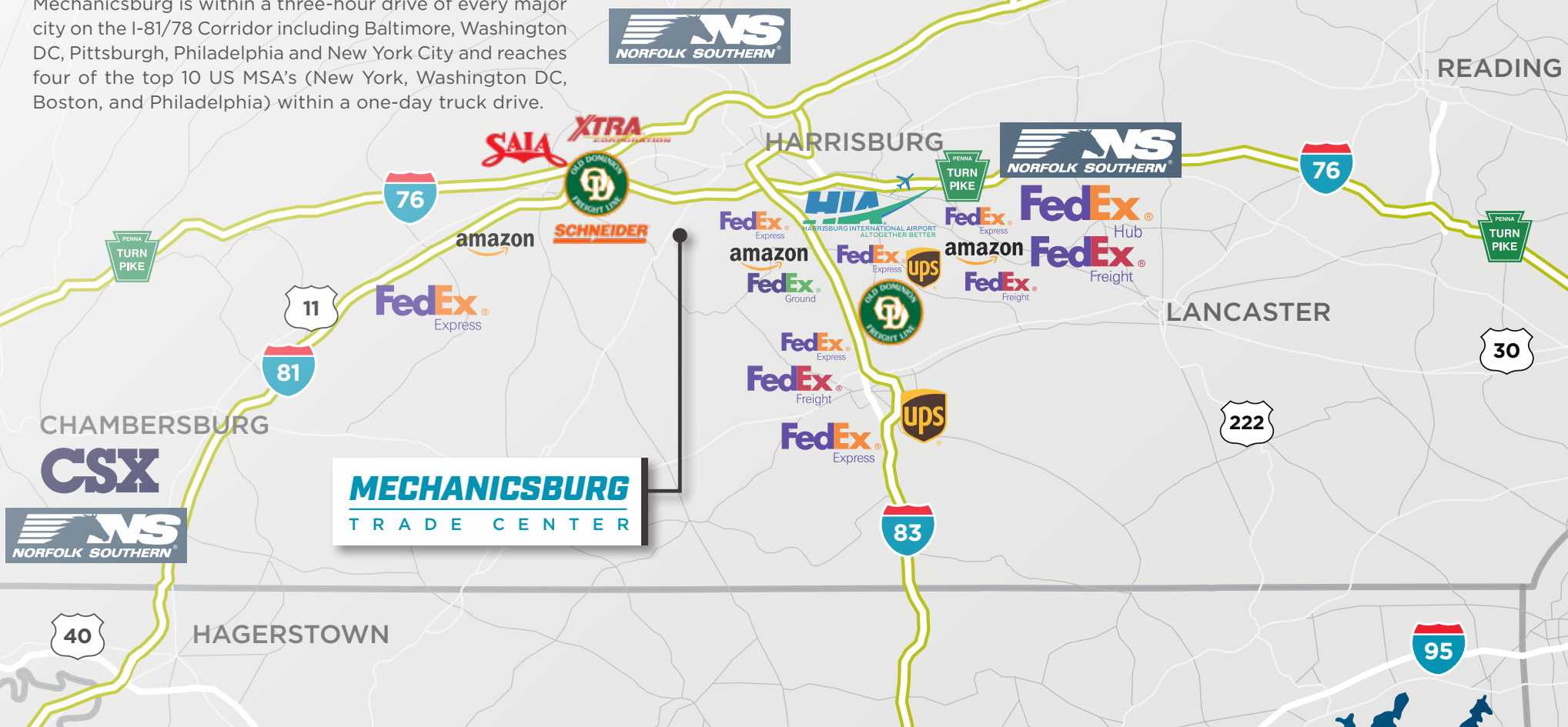
LOGISTICS HUB

Mechanicsburg Trade Center is situated near the confluence of four of the busiest regional highways in Pennsylvania, **Interstates 81, 78, 76 and 83**. It's proximity to major east coast markets, regional seaports, and access to multiple air, rail and highway systems accelerates connections between businesses, suppliers, and customers.

Mechanicsburg is within a three-hour drive of every major city on the I-81/78 Corridor including Baltimore, Washington DC, Pittsburgh, Philadelphia and New York City and reaches four of the top 10 US MSA's (New York, Washington DC, Boston, and Philadelphia) within a one-day truck drive.

DRIVE TIMES

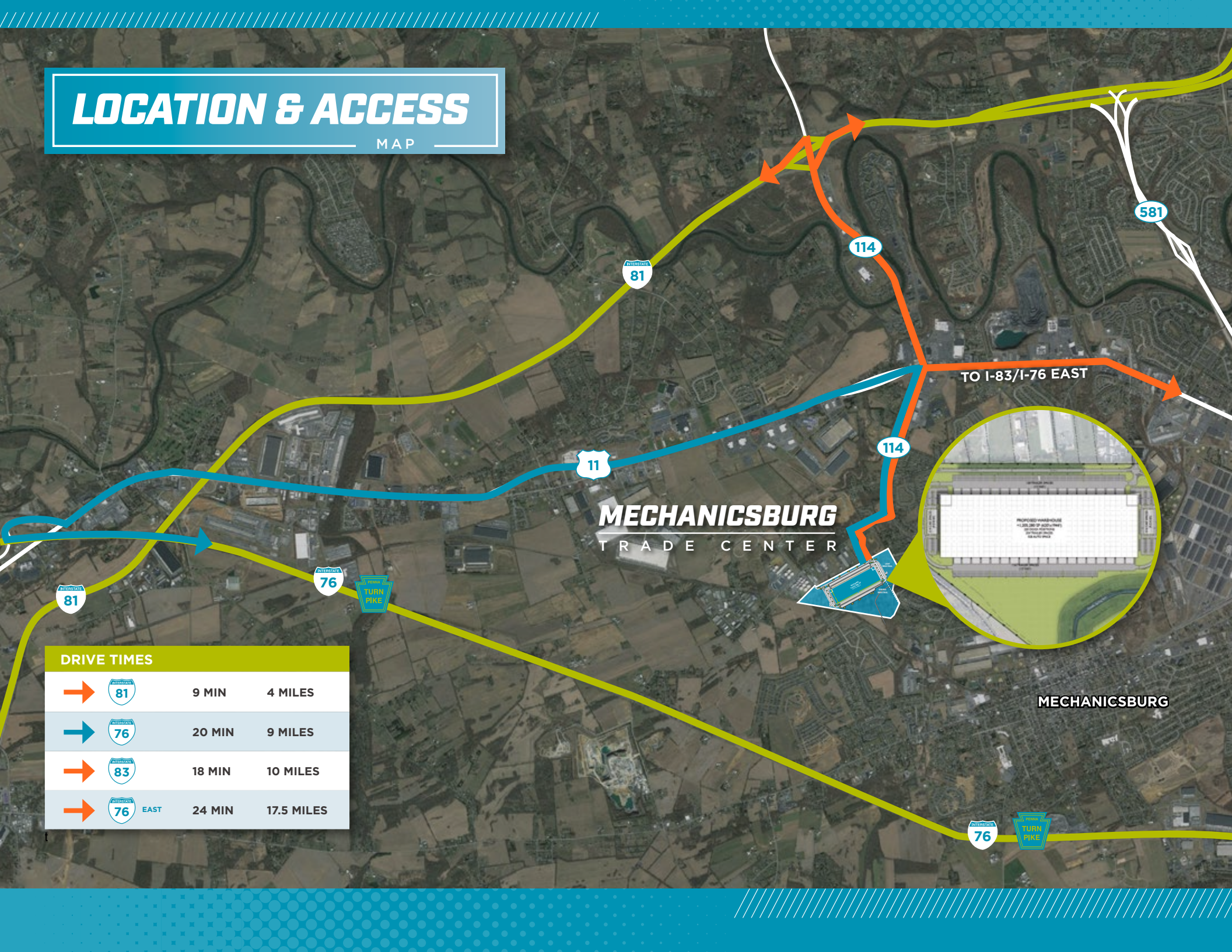
UPS FREIGHT (MECHANICSBURG)	11 MIN	4 MILES
UPS (HARRISBURG)	26 MIN	13 MILES
FEDEX GROUND (LEWISBERRY)	26 MIN	16 MILES
HARRISBURG AIRPORT	30 MIN	20 MILES
FEDEX FREIGHT & GROUND (MIDDLETOWN)	30 MIN	21 MILES
UPS REGIONAL HUB (MIDDLETOWN)	34 MIN	22 MILES



MECHANICSBURG
TRADE CENTER

LOCATION & ACCESS

MAP











MECHANICSBURG
TRADE CENTER

TO I-83/I-76 EAST

MECHANICSBURG

DRIVE TIMES

		9 MIN	4 MILES
		20 MIN	9 MILES
		18 MIN	10 MILES
	 EAST	24 MIN	17.5 MILES

BUILDING SPECS



PROPOSED WAREHOUSE
+1,205,280 SF (620'x1944')
 220 DOCK POSITIONS
 254 TRAILER SPACES
 528 AUTO SPACE

AVAILABLE SF	±1,205,280 SF
OFFICE SF	TO-SUIT
COLUMN SPACING	50' X 54' (60' X 54' AT SPEED BAY)
CLEAR HEIGHT	40'

DOCK DOORS	±220 LOADING DOCKS (±121 FULLY PACKAGED)
DRIVE-IN DOORS	4
CAR PARKING	±528 AUTO SPACES
TRAILER PARKING	±254 TRAILER SPACES

LIGHTING	LED LIGHTING
SPRINKLERS	ESFR
ZONING	GENERAL & LIGHT INDUSTRIAL
UTILITIES	PUBLIC WATER, SEWER & GAS

MECHANICSBURG

TRADE CENTER



 PANATTONI®



**CUSHMAN &
WAKEFIELD**

Gerry Blinebury

Executive Vice Chair

+1 717 231 7291

gerry.blinebury@cushwake.com

Collin Potter

Director

+1 717 231 7460

collin.potter@cushwake.com

Cushman & Wakefield Copyright 2024. No warranty or representation, express or implied, is made to the accuracy or completeness of the information contained herein, and same is submitted subject to errors, omissions, change of price, rental or other conditions, withdrawal without notice, and to any special listing conditions imposed by the property owner(s). As applicable, we make no representation as to the condition of the property (or properties) in question.