

2999

GUILFORD SPRINGS RD
CHAMBERSBURG, PENNSYLVANIA

FOR LEASE



±176,000 SF

Industrial Warehouse Facility

AVAILABLE MARCH 1, 2025

Gerry Blinebury
Executive Vice Chair
+1 717 231 7291
gerry.blinebury@cushwake.com



Collin Potter
Director
+1 717 231 7460
collin.potter@cushwake.com



LOCAL MAP

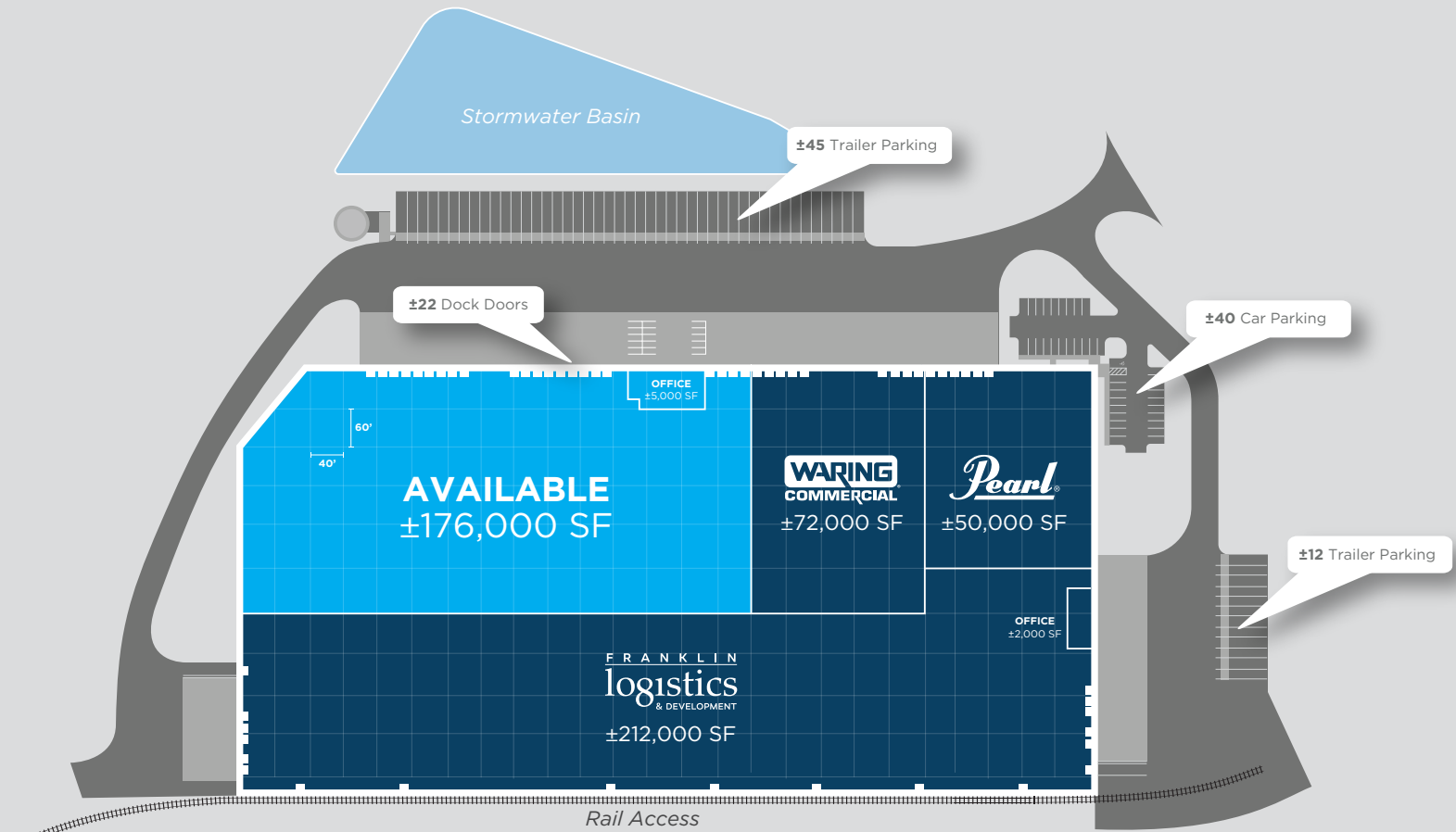
2999 GUILFORD SPRINGS RD.
CHAMBERSBURG, PENNSYLVANIA



DRIVE TIMES		
 	6 MINS	2 MILES
HARRISBURG, PA	59 MINS	57 MILES
BALTIMORE, MD	1 HR 41 MINS	99 MILES
WASHINGTON, DC	1 HR 48 MINS	92 MILES
NEW YORK, NY	3 HRS 46 MINS	223 MILES

BUILDING SPECS

2999 GUILFORD SPRINGS RD.
CHAMBERSBURG, PENNSYLVANIA



±176,000 SQUARE FEET

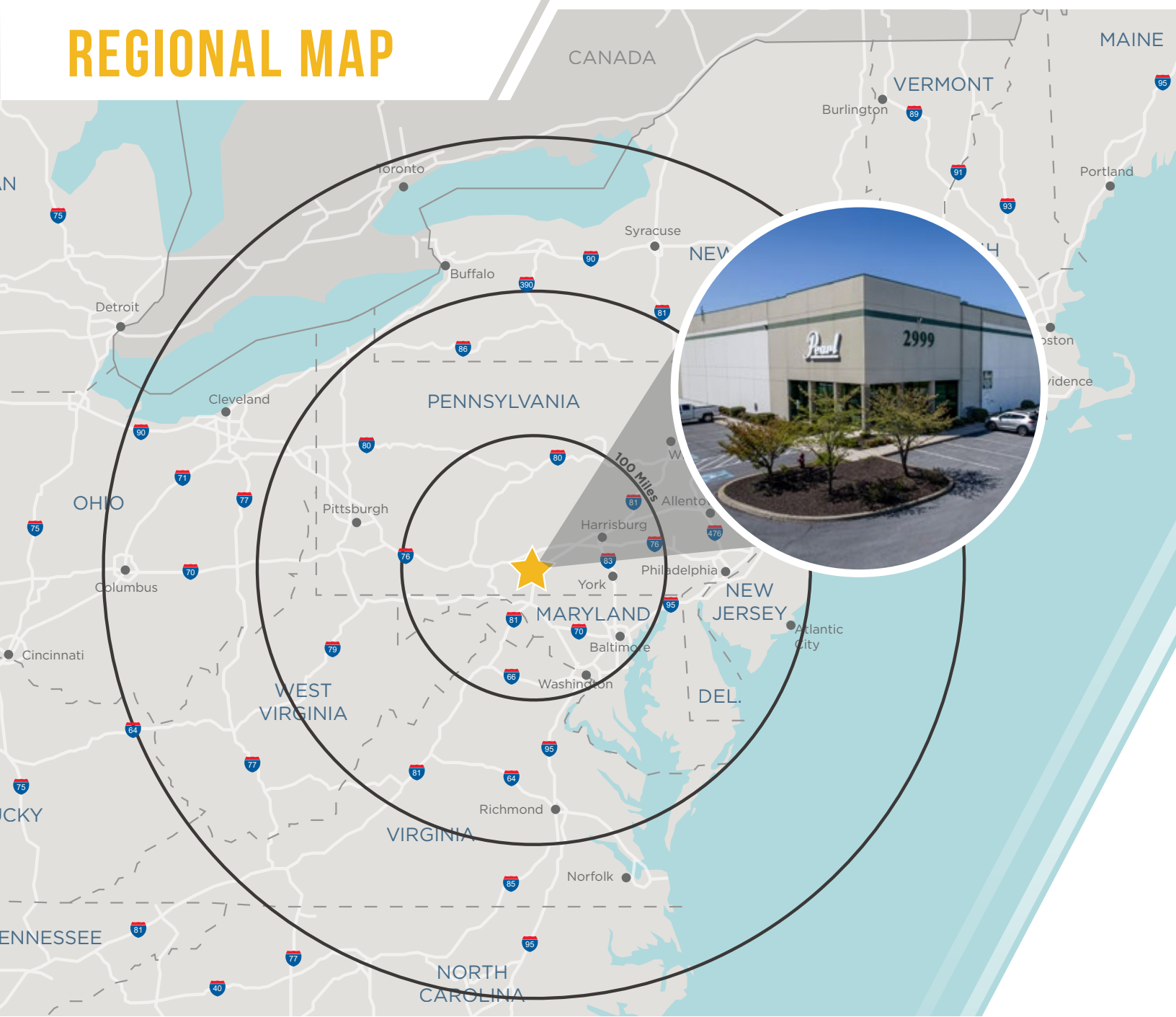
32' CLEAR HEIGHT

±55 AUTO SPACES

±45 TRAILER SPACES

AVAILABLE AREA	±176,000 SF	TRUCK COURT	190'
TOTAL BUILDING SIZE	±509,250 SF	DOCK DOORS	±22 DOCK DOORS
OFFICE SPACE	±5,000 SF	AUTO PARKING	±55 SPACES
COUNTY	FRANKLIN	TRAILER PARKING	±45 SPACES
ZONING	INDUSTRIAL	RAIL ACCESS	POTENTIAL RAIL ACCESS
CONFIGURATION	SINGLE-SIDED LOAD	POWER	3,000 AMPS
COLUMN SPACING	40' x 60'	UTILITIES	PUBLIC, NATURAL GAS
CLEAR HEIGHT	32'	LIGHTING	LED

REGIONAL MAP



Cushman & Wakefield of Pennsylvania, LLC.
4423 N. Front Street | Harrisburg, PA 17110
+1 717 231 7290

cushmanwakefield.com

For More Information, Please Contact:

Gerry Blinebury

Executive Vice Chair

+1 717 231 7291

gerry.blinebury@cushwake.com

Collin Potter

Director

+1 717 231 7460

collin.potter@cushwake.com

Cushman & Wakefield of Pennsylvania, LLC is the Owner's exclusive agent for the property.

Cushman & Wakefield Copyright 2024. No warranty or representation, express or implied, is made to the accuracy or completeness of the information contained herein, and same is submitted subject to errors, omissions, change of price, rental or other conditions, withdrawal without notice, and to any special listing conditions imposed by the property owner(s). As applicable, we make no representation as to the condition of the property (or properties) in question.

