

MAIN STREET



PARK POINT

4001 NC HWY 54, RTP, NC

100-Acre Adaptive Re-Use
Life Science Campus

PARKPOINTRTP.COM





PARK POINT

READY FOR OCCUPANCY




With nearly \$210 million in capital improvements, Park Point's transformation to the Triangle's cutting-edge creative office and life science campus is complete. The **reimagined adaptive re-use** of the 100-acre campus brings a dynamic and invigorating element to Research Triangle Park, inspiring visionary ideas for the future.



THE Location.



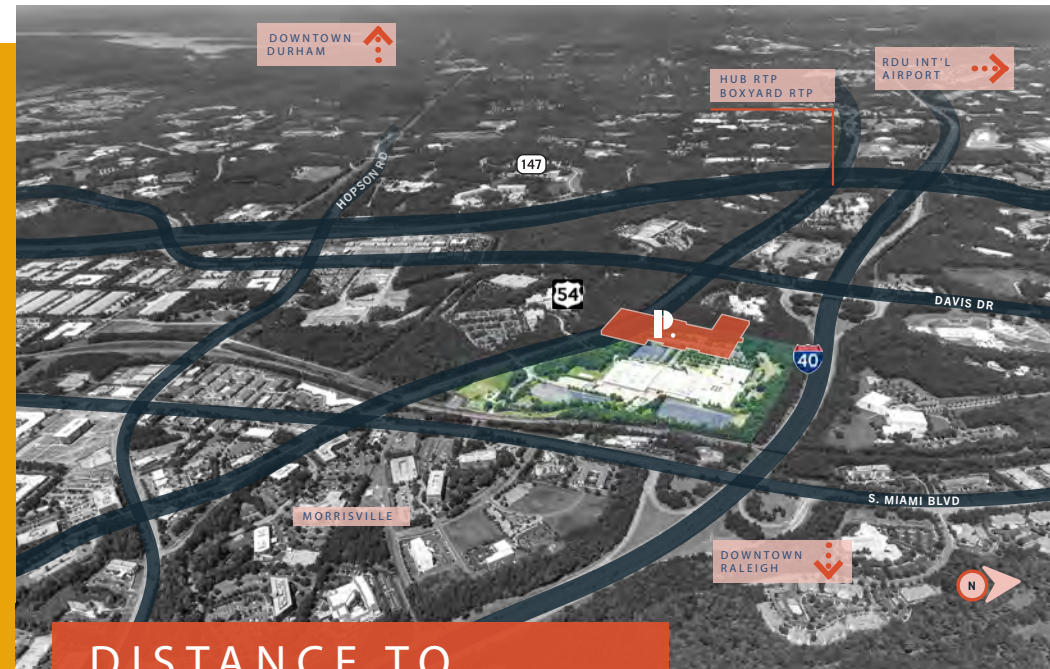
EAST FACING



DISTANCE TO

Morrisville Cary	3.2 mi
RDU Int'l Airport	5.2 mi
Downtown Durham	9.7 mi
Downtown Raleigh	16 mi

WEST FACING



DISTANCE TO

HUB RTP + Frontier RTP	1.3 mi
RDU Int'l Airport	5.2 mi
Downtown Durham	9.7 mi
Downtown Raleigh	16 mi

THE Campus.



Park Point is a workplace oasis, offering life science space with a focus on collaboration and fostering community through its highly-amenitized campus that includes athletic fields, walking trails, on-site food service, state-of-the-art fitness center, conference and training center, and over 30,000 SF of indoor and outdoor gathering areas.





A PLACE TO Do Your Best Work.

Discover a campus alive with unstoppable energy, where the world's top thinkers gather on fertile ground to question, to challenge, and to experience. Here, we bring the best together — work and wellness, tech and nature, focus and inspiration — we create the ideal environment so you can discover the next game-changing idea.



A PLACE TO
Innovate.



Park Point's campus is a hub for activity—where you'll find everything you need for your day to day, as well as a community of like-minded thinkers to connect to the people and ideas around you.

IMAGINE


INSPIRE

COLLABORATE

DISCOVER

CONNECT

CREATE





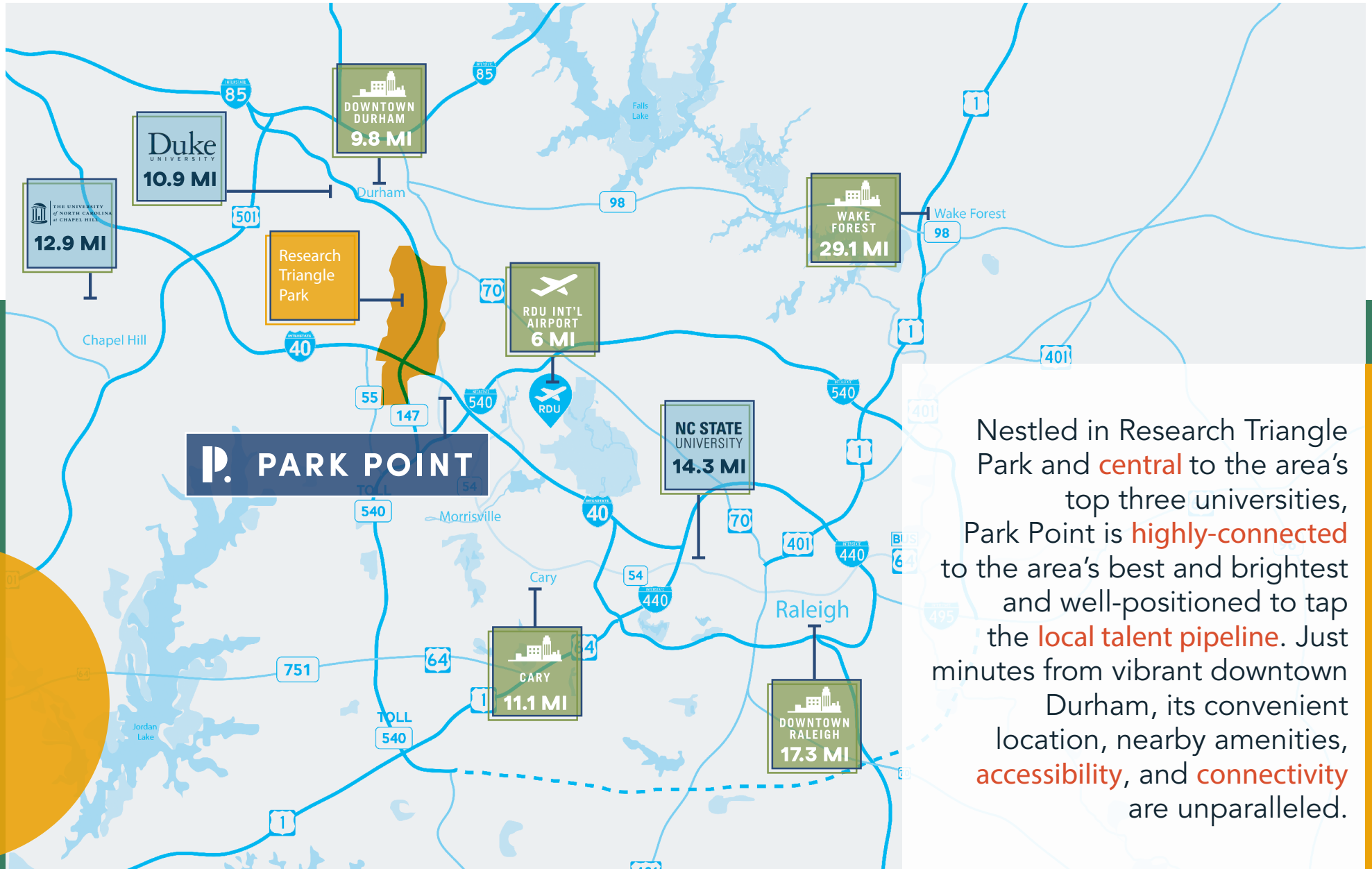
A PLACE TO
Find Your Balance.

Park Point's **natural setting** is an escape from the urban hustle, where work and wellness become one—it's a place where you can focus, be inspired, and be productive.

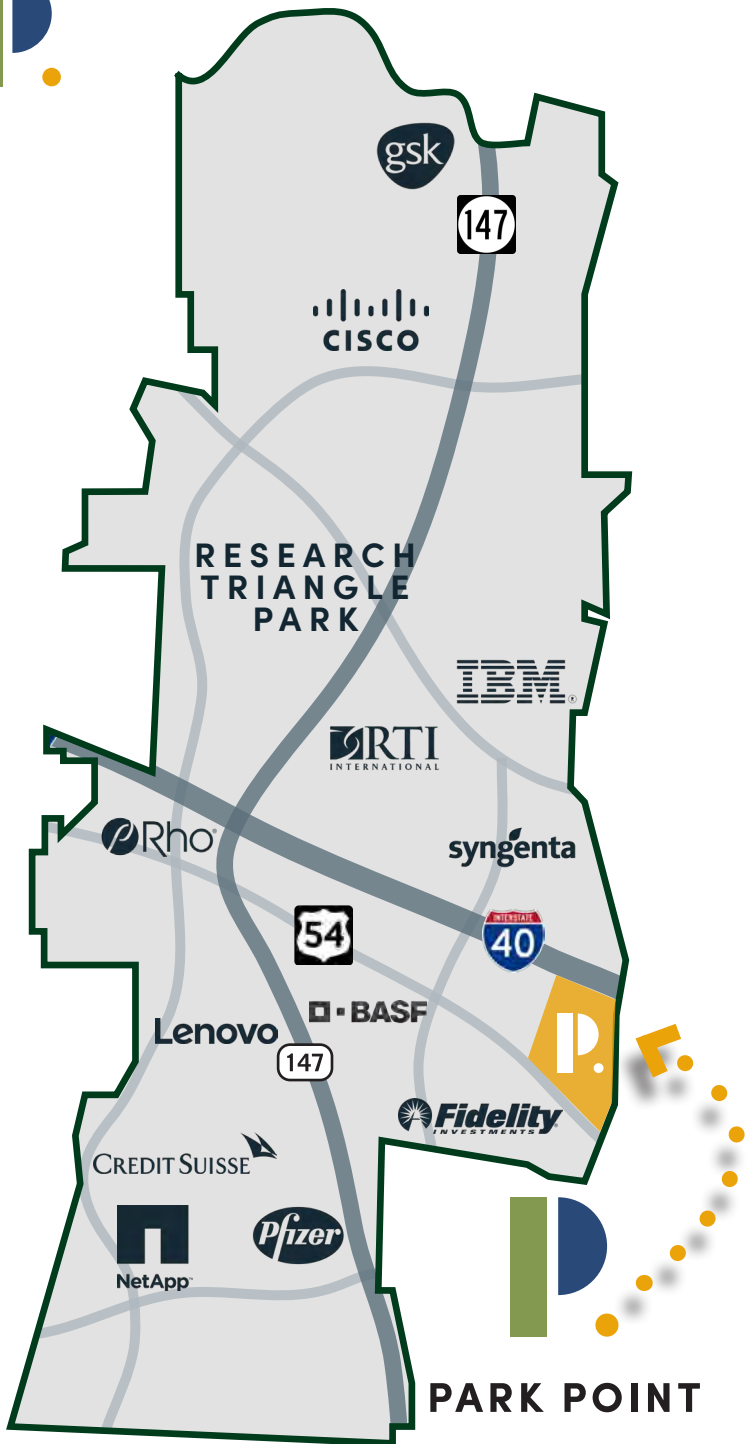


A PLACE TO KEEP YOU

Conveniently Connected.



Nestled in Research Triangle Park and **central** to the area's top three universities, Park Point is **highly-connected** to the area's best and brightest and well-positioned to tap the **local talent pipeline**. Just minutes from vibrant downtown Durham, its convenient location, nearby amenities, **accessibility**, and **connectivity** are unparalleled.



RTP

Research Triangle Park.

Founded in 1959, RTP is the largest research park in the United States and a premier global innovation center. Its 7,000 acres house hundreds of companies, including science and technology firms, government agencies, academic institutions, startups and nonprofits. A community of dreamers, believers, planners, and creators — thriving on collaboration and the joy of discovery.



3K+

PATENTS AWARDED TO RTP BUSINESSES

#1

LARGEST RESEARCH PARK IN THE COUNTRY

50K

INTELLIGENT & CREATIVE PEOPLE

250+

BUSINESSES OF ALL SIZES CALL RTP HOME



NEARBY

Amenities.



WITHIN 3 MINUTES OR LESS

SELECT RESTAURANTS / RETAIL

Fare & Fellow 
Boxyard RTP
Bruegger's Bagels
Chipotle
Curry Point Express & Subway
Dharani South Indian Cuisine
Firehouse Subs
Fusion Fitness 
Greek Cuisine, Randy's Pizza,
Societa, & Tropical Smoothie Cafe
Gusto Farm to Street
Hub RTP
Jimmy John's & Starbucks
McDonalds, Arby's, & Bojangle's
Mez Contemporary Mexican
Neo Japan
Office Depot
Page Road Grill
Panera Bread
Singas Pizza
Walmart Supercenter
Zaxby's

HOTELS

DoubleTree by Hilton
Extended Stay America
Hilton Garden Inn
Holiday Inn Express
Homewood Suites
Hotel Indigo
Hub RTP
Marriott at RTP
Sheraton Imperial Hotel

BANKS

Bank of America
BB&T
RTP Federal Credit
Union
SECU
Wells Fargo

With Park Point's **amenity-driven** campus, and convenient location, whether you are enjoying a bite at our **on-site café**, having lunch at Mez, or grabbing a beer after work at Boxyard's Fullsteam Brewery — you are mere steps, or just a short drive away from **everything you need.**



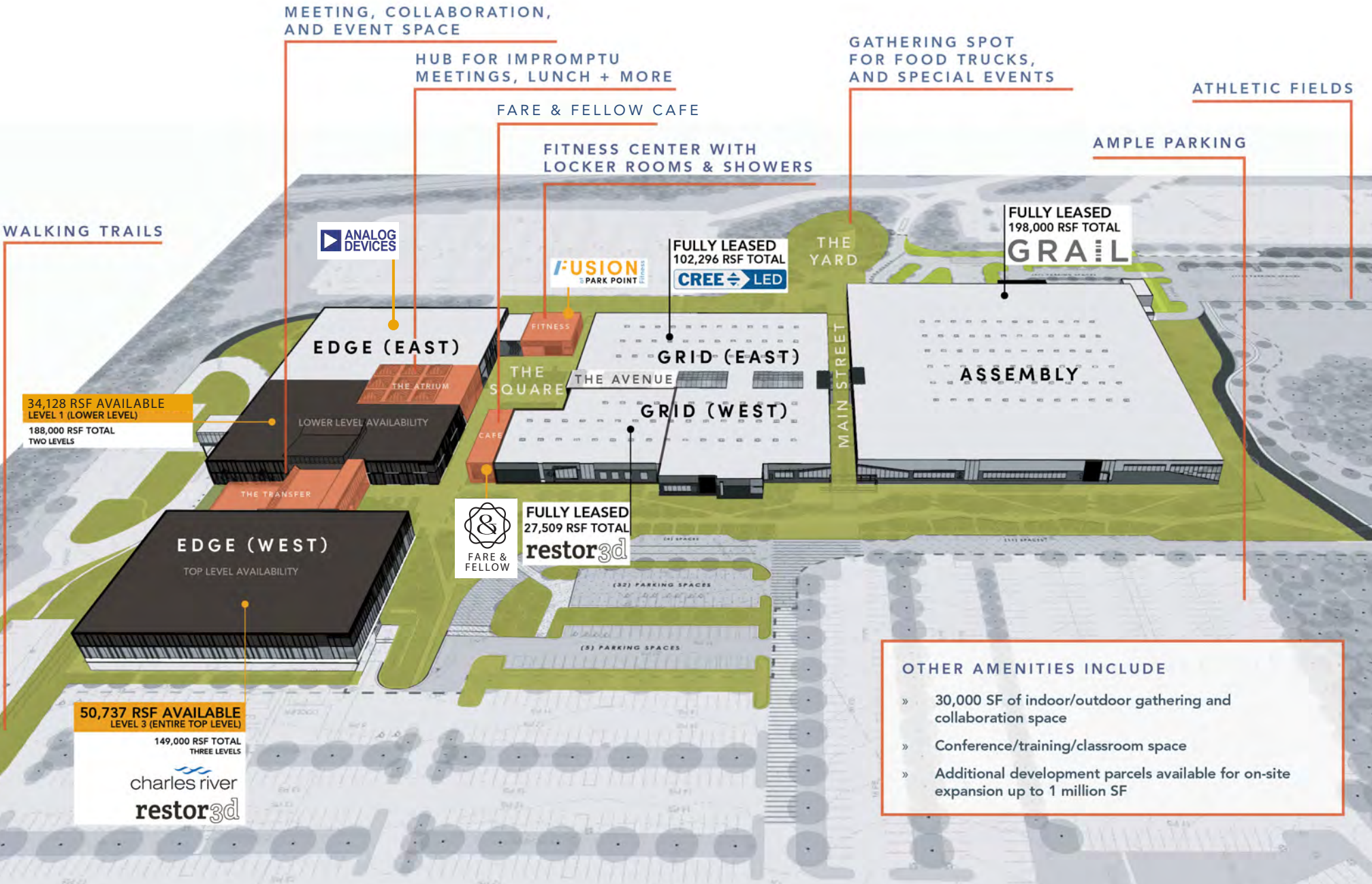
NEARBY

Amenities.



84,865 SF AVAILABLE

Site Plan.



AVAILABLE SPACE IN EDGE WEST AND EDGE EAST

Stacking Plan.



**EDGE WEST
ENTIRE TOP FLOOR
50,737 RSF AVAILABLE**

**EDGE EAST
1ST FLOOR
34,128 RSF AVAILABLE**

THE TRANSFER

P. PARK POINT





Park Point will be home to a community of innovation for industries ranging from life science to high-tech, and beyond. Tenants will enjoy the park-like campus, copious natural light from the numerous skylights throughout, and abundance of on-site, walkable, and nearby amenities. Both Assembly and Grid tenants can utilize amenities at The Yard, The Square, the café and fitness center, and the walkability to other areas of the campus via both Main Street and The Avenue, including trails surrounding the campus.

Single-Story Property Summary

Life Science	Total	324,000 RSF		Fully Leased
HVAC*	New high-efficiency packaged rooftop units installed as part of renovation. Specific exterior zones have been identified to accommodate supplemental or custom tenant infrastructure needs			
Electrical*	Ten (10) points of electrical delivery to the entire campus with five (5) points dedicated to the single-story section; South east corner 1500 KVA , 2500 KVA, east side 2000 KVA, 1500 KVA, west side 2500 KVA			
Generator*	Opportunities to install tenant specific infrastructure on exterior pads or on roof			
Fire and Life Safety	Fully sprinklered with new code compliant fire panels throughout			
Dock Height Loading Doors	Grid (East) building features two (2) 8' x 10' dock height loading doors. Assembly building features three (3) 8' x 10' dock height loading doors. Access and turning radius for both are designed to accommodate a WB50 truck			
Clear Height	Grid (East) and (West) buildings — 19'			
Column Spacing	30' by 40'			
Foundation	6" reinforced concrete slab on grade			

* Life Science space designed to accommodate custom infrastructure to meet the specific needs of each tenant

THE DETAILS Life Science.



NO. 1

Largest Research Park in the Country



600

Life Science companies call the Research Triangle region home

THE DETAILS

Creative Lab Space.




Multi-Story Property Summary

Total Floors	Edge West building — 3 levels Edge East building — 2 levels
Availabilities	Edge West building — ± 50,737 RSF Edge East building — ± 34,128 RSF
Parking	5:1000
Ceiling Height	14', deck to deck height
Exterior Wall	New curtain wall glazing system and existing pre-cast panels
Column Spacing	30' by 30'
Structural	Steel frame structure; elevated concrete floors over corrugated deck
Access	Multiple options for tenant access and lobbies in both Edge East and Edge West buildings and The Atrium
Security	24-hour security staff with camera monitoring system and key card access to tenant suites
Life Safety	Fully sprinklered with new code compliant fire panels
Tenant Electrical Load Capacity	Four watts/sf for tenant use and one watt/sf for tenant lighting
Cooling Source	New packaged roof mounted variable air volume (VAV) conditioning system
Exterior Signage & Branding	Opportunities for building signage including frontage on I-40; additional opportunity for property monument signage on NC-54
Loading Doors	One dock high door in Edge East
Exterior Equipment Yard	Available for Edge East

Park Point offers a variety of office + lab opportunities with flexible floor plates, floor-to-ceiling glass offering ample light and tree-lined views, modern and unique finishes, not to mention the near front door access to The Transfer, The Atrium, Fitness Center, Café, and The Square. At the Edge buildings at Park Point, you can easily find a nearby spot to take work off our desk — and into one of our numerous collaboration zones just steps away, and throughout the park.



P. PARK POINT



FOR LEASE + DETAILS



DOUG COOK
Managing Director
919.789.4255 | doug.cook@cushwake.com

CUSHMANWAKEFIELD.COM

PARKPOINTRTP.COM