

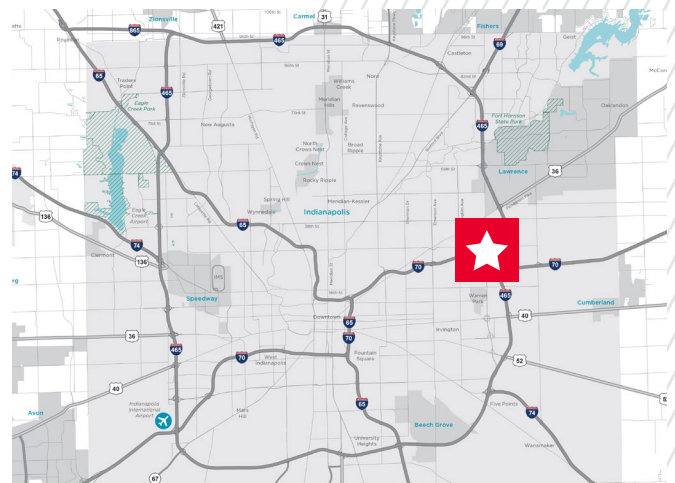
FOR LEASE (Small to Medium Distribution)
2525 N. Shadeland Avenue
Indianapolis, IN 46219



INDUSTRIAL WAREHOUSE SPACE AVAILABLE

(Small/Medium Distribution)

- 9,200 SF
- 100 SF office
- Excellent location at I-465, I-70 and Shadeland Avenue
- Easy access to I-465 and I-70
- 2 drive-in doors
- Access to two common area docks
- 17' clear height




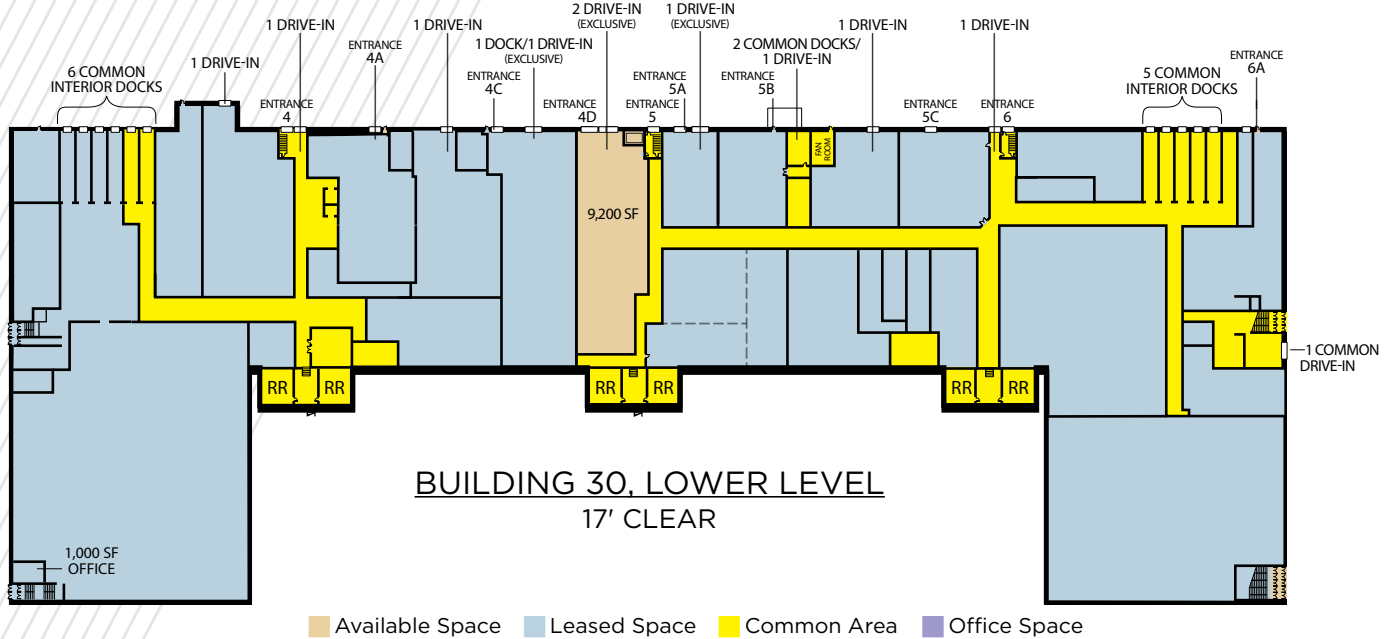
Contact

TODD T. VANNATTA, SIOR
Executive Director
+1 317 639 0455
todd.vannatta@cushwake.com

MICHAEL W. M. WEISHAAR, SIOR
Vice Chair
+1 317 639 0494
michael.weishaar@cushwake.com

Cushman & Wakefield
One American Square, Suite 1800
Indianapolis, IN 46282
+1 317 639 0515

FOR LEASE (Small to Medium Distribution)
2525 N. Shadeland Avenue
Indianapolis, IN 46219



Contact

TODD T. VANNATTA, SIOR
 Executive Director
 +1 317 639 0455
 todd.vannatta@cushwake.com

MICHAEL W. M. WEISHAAR, SIOR
 Vice Chair
 +1 317 639 0494
 michael.weishaar@cushwake.com

Cushman & Wakefield
 One American Square, Suite 1800
 Indianapolis, IN 46282
 +1 317 639 0515

©2024 Cushman & Wakefield. All rights reserved. The information contained in this communication is strictly confidential. This information has been obtained from sources believed to be reliable but has not been verified. No warranty or representation, express or implied, is made as to the condition of the property (or properties) referenced herein or as to the accuracy or completeness of the information contained herein, and same is submitted subject to errors, omissions, change of price, rental or other conditions, withdrawal without notice, and to any special listing conditions imposed by the property owner(s). Any projections, opinions or estimates are subject to uncertainty and do not signify current or future property performance.