

# OREM FOURPLEX

330 SOUTH 150 WEST  
OREM, UT 84058

**TURNKEY FOURPLEX  
PURCHASE PRICE: \$1,125,000**







# Offering Memorandum Disclaimer

This Confidential Offering Memorandum (“Memorandum”) is being delivered subject to the terms of the Confidentiality Agreement (the “Confidentiality Agreement”) signed by you and constitutes part of the Confidential Information (as defined in the Confidentiality Agreement). It is being given to you for the sole purpose of evaluating the possible investment in **330 South 150 West** (the “Project”), and is not to be used for any other purpose or made available to any other party without the prior written consent of Managing Member, or its exclusive broker, Cushman & Wakefield. This Memorandum was prepared by Cushman & Wakefield based primarily on information supplied by Managing Member. It contains select information about the Project and the real estate market but does not contain all the information necessary to evaluate the Project. The financial projections contained herein (or in any other Confidential Information) are for general reference only. They are based on assumptions relating to the overall economy and local competition, among other factors. Accordingly, actual results may vary materially from such projections. Various documents have been summarized herein to facilitate your review; these summaries are not intended to be a comprehensive statement of the terms or a legal analysis of such documents. While the information contained in this Memorandum and any other Confidential Information is believed to be reliable, neither Cushman & Wakefield nor Managing Member guarantees its accuracy or completeness. Because of the foregoing and since the investment in the Project is being offered on an “As Is, Where Is” basis, a prospective investor or other party authorized by the prospective investor to use such material solely to facilitate the prospective purchaser’s investigation, must make its independent investigations, projections and conclusions regarding the investment in the Project without reliance on this Memorandum or any other Confidential Information. Although additional Confidential Information, which may include engineering, environmental or other reports, may be provided to qualified parties as the marketing period proceeds, prospective purchasers should seek advice from their own attorneys, accountants, engineers and environmental experts. Neither Cushman & Wakefield nor Managing Member guarantees the accuracy or completeness of the information contained in this Memorandum or any other Confidential Information provided by Cushman & Wakefield and Managing Member. Managing Member expressly reserves the right, at its sole discretion, to reject any offer to invest in the Project or to terminate any negotiations with any party at any time with or without written notice. Managing Member shall have no legal commitment or obligations to any prospective investor unless and until a written sale agreement has been fully executed, delivered and approved by Managing Member and any conditions to Managing Member’s obligations thereunder have been satisfied or waived. Managing Member has retained Cushman & Wakefield as its exclusive broker and will be responsible for any commission due to Cushman & Wakefield in connection with a transaction relating to the Project pursuant to a separate agreement. Cushman & Wakefield is not authorized to make any representation or agreement on behalf of Managing Member. Each prospective investor will be responsible for any claims for commissions by any other broker in connection with an investment in the Project if such claims arise from acts of such prospective investor or its broker. This Memorandum is the property of Managing Member and all parties approved by Managing Member and may be used only by parties approved by Managing Member. No portion of this Memorandum may be copied or otherwise reproduced or disclosed to anyone except as permitted under the Confidentiality Agreement.

*For more information, please contact one of the following individuals:*

**Vicente Cantua**  
 Director  
 Investment Sales  
 +1 801 303 5402 Office  
 +1 520 248 0418 Mobile  
[vicente.cantua@cushwake.com](mailto:vicente.cantua@cushwake.com)

DISCLAIMER

TABLE OF CONTENTS

PROPERTY SUMMARY

PROPERTY HIGHLIGHTS

FINANCIAL ANALYSIS

SALES COMPARABLES

RENTAL COMPARABLES

LOCATION SUMMARY

CONTACT INFORMATION



# TABLE OF CONTENTS

Disclaimer .....	2
Property Summary .....	4
Property Highlights .....	5
Financial Analysis .....	6
Sales Comparables .....	7
Rental Comparables .....	8
Location Summary .....	9
Contact Information .....	10

DISCLAIMER

TABLE OF CONTENTS

PROPERTY SUMMARY

PROPERTY HIGHLIGHTS

FINANCIAL ANALYSIS

SALES COMPARABLES

RENTAL COMPARABLES

LOCATION SUMMARY

CONTACT INFORMATION



# PROPERTY SUMMARY



PROPERTY TYPE	Multifamily
TOTAL SQUARE FEET	3,264 SF
NUMBER OF BUILDINGS	1
LAND AREA	0.24 Acres
YEAR BUILT	1976
STORIES	2
APN:	52-090-0028
CONSTRUCTION	Masonry

330 S 150 W is a 3,264 SF turnkey, yet still value-add fourplex consisting of four 2BD/1BA units that are roughly 816 SF. The property was built in 1976 and has been very well-maintained by the current owner. **Three of the 4 units have been updated, and each unit has above average rents.**

The property boasts central heating and air conditioning, above range microwaves, tile or new plank flooring in the kitchen and bathroom, washer and dryers that are included, faux wood blinds in 2 units, newer oak or hickory cabinets and newer laminate counter tops. All units except unit 1 have dish washers.

The property also has a sprinkler system, double pane windows and 8 parking spaces in the rear of the property.

The average rent for a 2BD/1BA in the Orem area is **\$1,316**. This property averages **\$1,373**. There is also a

**\$50 charge for water/sewer/trash, making the actual rental amount closer to an average of \$1,423, or 8.13% higher than the average.**

330 S 150 W is part of four fourplexes that are currently on the market from the same seller. The others are 342 S 150 W, 352 S 150 W and 372 S 150 W. An investor therefore has the opportunity to purchase 16 units that are all adjacent to one another. **These fourplexes have top of market rents for a reason. The units have been taken care of and managed by a professional company that takes pride in having the best-in-class multifamily units.**

**The property appraised for \$1,100,000 on June 25th, 2023.** Rents are now higher, so the asking price is \$1,125,000.

DISCLAIMER

TABLE OF CONTENTS

PROPERTY SUMMARY

PROPERTY HIGHLIGHTS

FINANCIAL ANALYSIS

SALES COMPARABLES

RENTAL COMPARABLES

LOCATION SUMMARY

CONTACT INFORMATION



# PROPERTY HIGHLIGHTS

## OPPORTUNITY

Turnkey Property

## UNITS

Very Well-Maintained Units

## LOCATION

Great Location Near Central Business District, UVU, and BYU

## UNIT MIX

Desirable Unit Mix of All 2BD/1BA

## RATES



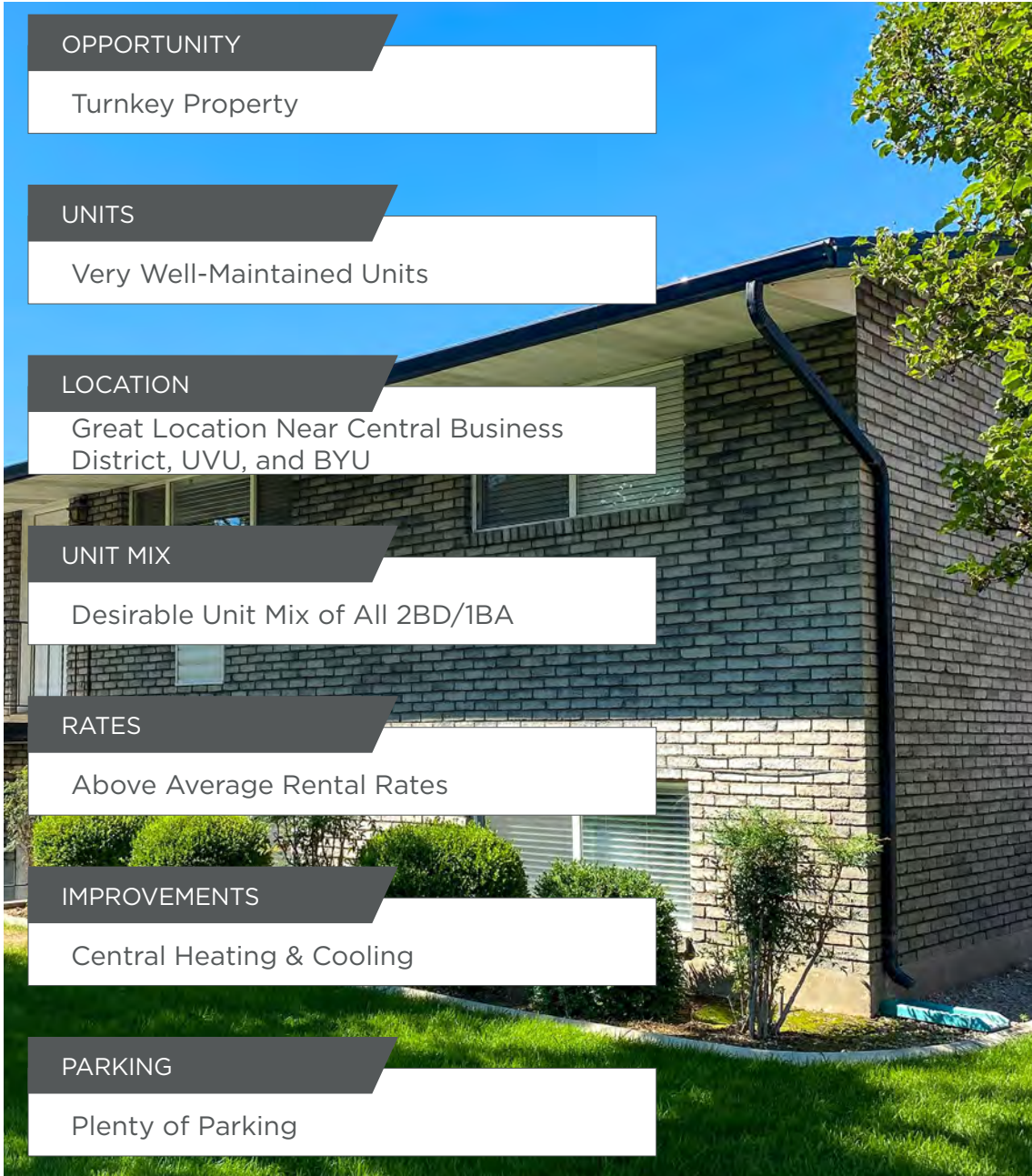
Above Average Rental Rates

## IMPROVEMENTS

Central Heating & Cooling

## PARKING

Plenty of Parking



DISCLAIMER

TABLE OF CONTENTS

PROPERTY SUMMARY

PROPERTY HIGHLIGHTS

FINANCIAL ANALYSIS

SALES COMPARABLES

RENTAL COMPARABLES

LOCATION SUMMARY

CONTACT INFORMATION

# 330-FINANCIAL ANALYSIS

## AUGUST RENT ROLL & T12 INCOME & EXPENSES

<u>POTENTIAL RENTAL INCOME</u>	\$	65,880.00	
Vacancy	\$	4,836.00	7.3%
Effective Rental income	\$	61,044.00	
Other Income (Late fees, RUBS, etc)	\$	3,447.00	
<b>Gross Operating Income</b>	<b>\$</b>	<b>64,491.00</b>	
<u>OPERATING EXPENSES</u>			
Real Estate Taxes	\$	3,488.00	
Property Insurance	\$	919.00	
Management	\$	2,393.00	3.7%
General & Admin	\$	6,166.00	
Payroll	\$	4,930.00	
Marketing	\$	117.00	
Repairs & Maintenance	\$	5,632.00	
Turnover	\$	2,474.00	
Electricity	\$	120.00	
Gas	\$	56.00	
Sewer	\$	1,077.00	
Water	\$	517.00	
Garbage	\$	701.00	
Common Utilities	\$	113.00	
Misc. Contract Services	\$	54.00	
Reserves	\$	-	
<b>Total Operating Expenses</b>	<b>\$</b>	<b>28,757.00</b>	
Expenses/Unit Per Year	\$	7,189.25	
Expense Ratio		43.65%	
<b>Net Operating Income</b>	<b>\$</b>	<b>35,734.00</b>	
<b>Cap rate:</b>		<b>3.18%</b>	
<b>Purchase Price</b>	<b>\$</b>	<b>1,125,000</b>	
Price/Unit	\$	281,250	
Units		4	

## AUGUST RENT ROLL

Unit	Unit Mix	Current Rents	RUBS	Market Rents	Move In Date	Leased Until
330	2BD/1BA	\$1,370	\$50	\$1,450	8/24/2021	8/23/2024
332	2BD/1BA	\$1,400	\$50	\$1,450	5/13/2022	7/29/2025
334	2BD/1BA	\$1,370	\$50	\$1,450	9/1/2023	8/26/2024
336	2BD/1BA	\$1,350	\$50	\$1,450	6/29/2024	6/28/2025
<b>Total</b>		<b>\$5,490</b>	<b>\$200</b>			

## PRO FORMA - HIGHER RENTS

<u>POTENTIAL RENTAL INCOME</u>	\$	69,600.00	All at \$1,450
Vacancy	\$	3,480.00	5.0%
Effective Rental income	\$	66,120.00	
Other Income (Late fees, RUBS, etc)	\$	3,447.00	T12 Other Income
<b>Gross Operating Income</b>	<b>\$</b>	<b>69,567.00</b>	
<u>OPERATING EXPENSES</u>			
Real Estate Taxes	\$	3,592.64	3% increase
Property Insurance	\$	946.57	3% increase
Management	\$	4,174.02	6.0%
General & Admin	\$	6,166.00	
Payroll	\$	4,930.00	
Marketing	\$	117.00	
Repairs & Maintenance	\$	2,000.00	\$500/unit per year
Turnover	\$	2,474.00	
Electricity	\$	120.00	
Gas	\$	56.00	
Sewer	\$	1,077.00	
Water	\$	517.00	
Garbage	\$	701.00	
Common Utilities	\$	113.00	
Misc. Contract Services	\$	54.00	
Reserves	\$	1,000.00	\$250/unit per year
<b>Total Operating Expenses</b>	<b>\$</b>	<b>28,038.23</b>	
Expenses/unit per year	\$	7,009.56	
Expense Ratio		40.28%	
<b>Net Operating Income</b>	<b>\$</b>	<b>41,528.77</b>	
<b>Cap rate:</b>		<b>3.69%</b>	
<b>Purchase Price</b>	<b>\$</b>	<b>1,125,000</b>	
Price/Unit	\$	281,250	
Units		4	

## EQUITY GAIN ANALYSIS - PRO FORMA NOI

Exit Price @ 3.5% Cap Rate	\$	1,186,536
Less Renovation Cost:	\$	-
Less Exterior Capital Improvements:	\$	-
Adjusted Value:	\$	1,186,536
<b>Equity Gain to Buyer:</b>	<b>\$</b>	<b>61,536</b>

DISCLAIMER

TABLE OF CONTENTS

PROPERTY SUMMARY

PROPERTY HIGHLIGHTS

FINANCIAL ANALYSIS

SALES COMPARABLES

RENTAL COMPARABLES

LOCATION SUMMARY

CONTACT INFORMATION

# SALES COMPARABLES

## FOURPLEX SALES COMPS

ADDRESS	SALE PRICE	PRICE/ UNIT	LIST PRICE	% OF LIST PRICE	UNIT MIX	SQUARE FOOTAGE	SALES PRICE/ SF	ANNUAL GROSS RENTS	GRM	LOT SIZE ACRES	DAYS ON MARKET
222 N. 250 E. <i>Sold 5/25/24. Built 1969. Seller Financing. 1.7 miles away</i>	\$1,100,000	\$275,000	\$1,100,000	100%	8BD/4BA	4,170	\$263.79	\$43,800	25.11	0.23	24
232 N. 250 E. <i>Sold 7/16/24. Built 1969. Seller Financing. 1.7 miles away</i>	\$1,075,000	\$268,750	\$1,100,000	98%	8BD/6BA	4,256	\$252.58	\$57,600	18.66	0.23	49
70 W. 300 S. <i>Sold 12/11/23. Built 1978. Conventional. 0.1 miles away</i>	\$810,000	\$202,500	\$790,000	103%	8BD/4BA	3,344	\$242.22	\$48,000	16.88	0.26	26
<b>Average</b>	<b>\$995,000</b>					<b>3,923</b>	<b>\$252.87</b>	<b>\$49,800</b>	<b>20.22</b>		<b>33</b>

## FOURPLEXES ON MARKET

ADDRESS	PRICE/ UNIT	LIST PRICE	UNIT MIX	SQUARE FOOTAGE	SALES PRICE/ SF	ANNUAL GROSS RENTS	GRM	LOT SIZE ACRE	DAYS ON MARKET	NOTES
371 N 300 W	\$262,500	\$1,050,000	8BD/4BA	4,104	\$255.85	\$52,800	19.89	0.36	26	Built 1975. 1.6 miles away
183 W 975 N	\$262,500	\$1,050,000	8BD/4BA	3,422	\$306.84	\$61,800	16.99	0.30	92	Built 1975. 2.7 miles away. Under Contract.
124 N. 130 E.	\$253,750	\$1,015,000	8BD/4BA	3,444	\$294.72	\$62,700	16.19	0.33	85	Built 1969. 1.6 miles away
357 S. 150 W.	\$244,975	\$979,900	8BD/4BA	3,276	\$299.11	\$48,000	20.41	0.24	183	Built 1976. 190 feet away
1422 S 280 E	\$225,000	\$900,000	8BD/4BA	4,133	\$217.76	\$57,960	15.53	0.24	35	Built 1974. 2.1 miles away. Under Contract.
<b>Average</b>		<b>\$998,980</b>		<b>\$3,360</b>	<b>\$274.86</b>	<b>\$55,350</b>	<b>18.05</b>		<b>134</b>	

## SUBJECT PROPERTIES

ADDRESS	PRICE/ UNIT	LIST PRICE	UNIT MIX	SQUARE FOOTAGE	SALES PRICE/ SF	ANNUAL GROSS RENTS	GRM	LOT SIZE ACRE	NOTES
330 S 150 W	\$281,250	\$1,125,000	2BD/1BA	3,264	\$344.67	\$65,880	17.08	0.24	Built 1976
342 S 150 W	\$281,250	\$1,125,000	2BD/1BA	3,264	\$344.67	\$66,480	16.92	0.24	Built 1976
352 S 150 W	\$281,250	\$1,125,000	2BD/1BA	3,264	\$344.67	\$66,840	16.83	0.24	Built 1977
372 S 150 W	\$281,250	\$1,125,000	2BD/1BA	3,264	\$344.67	\$66,480	16.92	0.24	Built 1976

DISCLAIMER

TABLE OF CONTENTS

PROPERTY SUMMARY

PROPERTY HIGHLIGHTS

FINANCIAL ANALYSIS

SALES COMPARABLES

RENTAL COMPARABLES

LOCATION SUMMARY

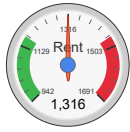
CONTACT INFORMATION



# RENTAL COMPARABLES

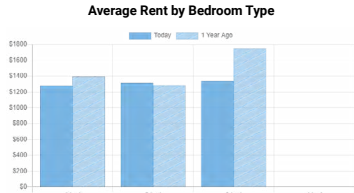
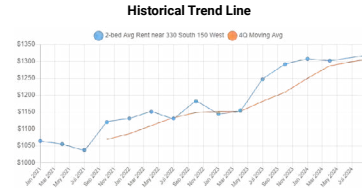
## 330 South 150 West Orem, UT

Results based on 24, 2-bedroom, single bath Apartment rentals seen within 12 months in a 2.00 mile radius.



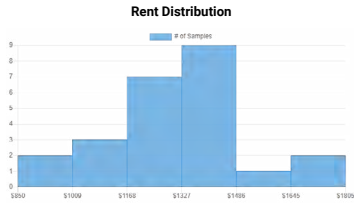
AVERAGE	MEDIAN	25th PERCENTILE	75th PERCENTILE
\$1,316 ±4%	\$1,338	\$1,162	\$1,470

Report generated: 13 Aug 2024



### Summary Statistics

Sample Size	24
Sample Min	\$850
Sample Max	\$1,800
Sample Median	\$1,338
Sample Mean	\$1,316
Sample Standard Deviation	\$228
25th - 75th Percentile	\$1,162 - 1,470
10th - 90th Percentile	\$1,024 - 1,608
5th - 95th Percentile	\$942 - 1,690



### Public Record Data

This information is compiled from various public sources and has not been verified by Rentometer. We do not have the ability to change this information.

Vitals		Property Size	
Bedrooms	8	Building Area	1,638 ft²
Baths	4	Lot Area	0.2400 acres
Year Built	1976	Lot Dimensions	0.0x0.0
Property Use Group	Multi-Unit/Multi-Family Residential		

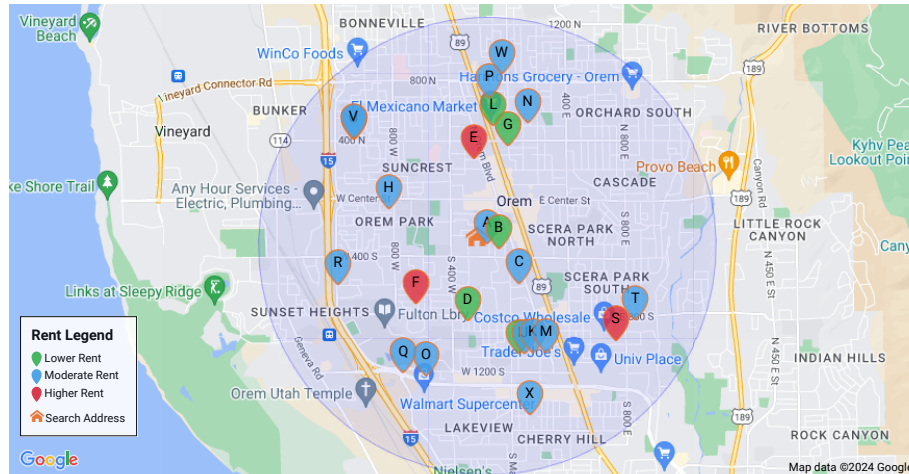
Tax Information		Deed Information	
Year Assessed	2023	Mortgage Amount	\$
Assessed Value	\$453,860	Mortgage Date	
Tax Fiscal Year	2023	Lender Name	
Tax Rate Area	90		
Tax Billed Amount	\$3,453.42		

Sale Information		Other Information	
Assessor Last Sale Date		Roof Material	Shingle
Assessor Last Sale Amount	\$0	HVAC Cooling Detail	Unknown
Deed Last Sale Date		HVAC Heating Detail	Forced Air
Deed Last Sale Amount	\$	HVAC Heating Fuel	Unknown

The research and data included in this report is aggregated from a variety of sources and many are third parties that are not affiliated with Rentometer, Inc. The information is believed to be accurate, but Rentometer, Inc. does not provide a warranty of any kind, either expressed or implied.

## Sample of Listings Used



Address	Distance	Rent	Size	\$/ft²	Beds	Baths	Bldg Type	Last Seen
A 316 S 150 W, Orem, UT 84058	0.02mi	\$1,295	850 ft²	\$1.52/ft²	2 bed	1ba	Apartment	Aug 2024
B 59 W 350 S, Orem, UT 84058	0.12mi	\$1,100	850 ft²	\$1.29/ft²	2 bed	1ba	Apartment	Nov 2023
C 91 E 600 S, Orem, UT 84058	0.56mi	\$1,325	830 ft²	\$1.60/ft²	2 bed	1ba	Condo	Aug 2024
D 838 300 W, Orem, UT 84058	0.88mi	\$890			2 bed	1ba	Apartment	Jan 2024
E 248 W 270 N, Orem, UT 84057	1.02mi	\$1,775	760 ft²	\$2.34/ft²	2 bed	1ba	Condo	Nov 2023
F 718 Cherry Dr, Orem, UT 84058	1.05mi	\$1,800	1,459 ft²	\$1.23/ft²	2 bed	1ba	Apartment	Aug 2024
G 373 N Main St, Orem, UT 84057	1.18mi	\$1,100	850 ft²	\$1.29/ft²	2 bed	1ba	Apartment	Nov 2023
H 837 W 30 S St, Orem, UT 84058	1.21mi	\$1,350	1,000 ft²	\$1.35/ft²	2 bed	1ba	Apartment	Apr 2024
I 1069 Ellen Cir, Orem, UT 84058	1.28mi	\$1,100	870 ft²	\$1.26/ft²	2 bed	1ba	Condo	Nov 2023
J 1065 S 80 E, Orem, UT 84058	1.3mi	\$1,400	825 ft²	\$1.70/ft²	2 bed	1ba	Condo	Aug 2024
K 1054 Virginia Cir, Orem, UT 84058	1.33mi	\$1,225			2 bed	1ba	Condo	Apr 2024
L 511 N 100 W, Orem, UT 84057	1.39mi	\$850	650 ft²	\$1.31/ft²	2 bed	1ba	Apartment	Jun 2024
M 1050 S Orem Blvd, Orem, UT 84058	1.39mi	\$1,360	783 ft²	\$1.74/ft²	2 bed	1ba	Condo	Aug 2024
N 537 150 E, Orem, UT 84057	1.49mi	\$1,245	1,310 ft²	\$0.95/ft²	2 bed	1ba	Condo	Nov 2023
O 1219 S 580 W, Orem, UT 84058	1.64mi	\$1,441	672 ft²	\$2.14/ft²	2 bed	1ba	Apartment	Aug 2024
P 689 N 100 W, Orem, UT 84057	1.71mi	\$1,250	850 ft²	\$1.47/ft²	2 bed	1ba	Condo	Nov 2023
Q 1700 S Sandhill Rd, Orem, UT 84058	1.74mi	\$1,400	850 ft²	\$1.65/ft²	2 bed	1ba	Condo	Aug 2024
R 585 S 1200 W, Orem, UT 84058	1.77mi	\$1,200	876 ft²	\$1.37/ft²	2 bed	1ba	Apartment	Jul 2024
S 730 E 950 S, Orem, UT 84097	1.82mi	\$1,639	971 ft²	\$1.69/ft²	2 bed	1ba	Apartment	Nov 2023
T 858 E 800 S 858 E 800 S, Orem, UT 84097	1.89mi	\$1,350	825 ft²	\$1.64/ft²	2 bed	1ba	Apartment	Apr 2024
U 418 N 1080 W, Orem, UT 84057	1.97mi	\$1,450	792 ft²	\$1.83/ft²	2 bed	1ba	Condo	Jul 2024
V 426 N 1080 W, Orem, UT 84057	1.98mi	\$1,395			2 bed	1ba	Condo	Aug 2024
W 852 N 50 W 840 N 50 W, Orem, UT 84057	1.98mi	\$1,233	945 ft²	\$1.30/ft²	2 bed	1ba	Apartment	Apr 2024
X 1485 S 110 E, Orem, UT 84058	1.99mi	\$1,400	803 ft²	\$1.74/ft²	2 bed	1ba	Condo	Aug 2024

DISCLAIMER

TABLE OF CONTENTS

PROPERTY SUMMARY

PROPERTY HIGHLIGHTS

FINANCIAL ANALYSIS

SALES COMPARABLES

RENTAL COMPARABLES

LOCATION SUMMARY

CONTACT INFORMATION



# LOCATION SUMMARY

## LOCATION OVERVIEW

This property enjoys an excellent position within a well-established residential neighborhood, **just a few blocks from State Street and University Parkway**. The Parkway provides convenient access between the UVU campus adjacent to Interstate 15 and Brigham Young University, situated at the base of the mountains.

Strategically **located approximately one mile north of Orem's central business district and three miles west of Provo's**, this property benefits from minimal vacancy due to its desirable location. It is also situated about **half a mile north of Utah Valley University (UVU) and four miles northwest of Brigham Young University (BYU)**. Notably, Utah Valley Hospital is located to the southeast on State Street, approximately one and a half miles away.

## OREM

Orem, the fifth-largest city in Utah, was **recognized by Travel + Leisure in 2023 as the #3 Best Place to Live in the state**. The Orem-Provo metropolitan area has been named **the #1 Best Performing City for three consecutive years (2021, 2022, and 2023) by the Milken Institute**, which praised Orem's robust job growth, competitive wages, and high-tech economic contributions. Additionally, WalletHub ranked Orem among the **top 20 Best Small Cities for Starting a Business in 2021**.

Home to Utah Valley University and just minutes from Brigham Young University, **Orem boasts a combined student population exceeding 75,000**, supporting a dynamic and growing workforce. With a population of over 98,000 residents, demand for housing, education, and employment remains strong.

**Orem is also renowned for its vibrant arts scene**, bolstered by the Cultural Arts & Recreation Enrichment (CARE) tax established in 2005. Local arts organizations such as the SCERA Center for the Arts and the Hale Center Theater benefit from this funding, reflecting the city's commitment to cultural enrichment.

The city is distinguished by its natural beauty, **offering residents world-class parks and breathtaking mountain views**. Located beneath the imposing Mt. Timpanogos, which rises to 11,752 feet above sea level, Orem provides access to numerous hiking trails and scenic vistas. **The property is also conveniently close to Provo Canyon, featuring stunning landscapes, waterfalls, parks, and the renowned Sundance Resort**. Orem is home to 19 parks, including facilities such as a splash pad, playgrounds, an all-abilities playground, a skate park, and various sports amenities.



## SALT LAKE CITY AND UTAH MARKET INSIGHTS

- **Economic Growth:** Utah has been named the #1 state for economic growth by Forbes and continues to attract significant investment due to its robust business environment and quality of life.
- **Population and Job Growth:** Ranked #1 in population growth over the last decade, Utah also stands in the top 5 for job growth, reinforcing its status as a prime market for multifamily investment.
- **Investment Recognition:** Salt Lake City has been identified by PwC and the Urban Land Institute as one of the top markets for multifamily investment in both 2021 and 2022.
- **Recent Accolades:** Utah is celebrated for its business-friendly policies, high rent collections during the pandemic, and overall economic resilience.

Utah's strong economic indicators, supportive business climate, and impressive growth metrics make it an exceptional choice for multifamily investment.

This opportunity represents a strategic investment in a high-demand area with significant upside potential.

DISCLAIMER

TABLE OF CONTENTS

PROPERTY SUMMARY

PROPERTY HIGHLIGHTS

FINANCIAL ANALYSIS

SALES COMPARABLES

RENTAL COMPARABLES

LOCATION SUMMARY

CONTACT INFORMATION



**Vicente Cantua**

Director  
Investment Sales  
+1 801 303 5402 Office  
+1 520 248 0418 Mobile  
vicente.cantua@cushwake.com

170 South Main Street Suite 1600  
Salt Lake City, UT 84101  
cushmanwakefield.com

