

1058 S. GREEN VALLEY ROAD Watsonville, CA

±1,785 SF / Retail For Lease



RETAIL SPACE

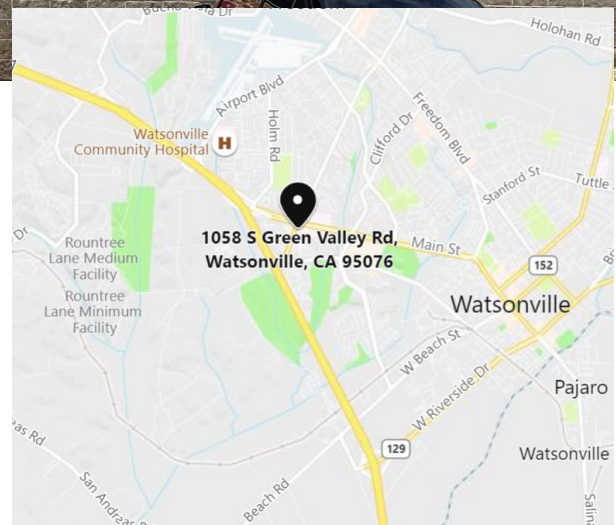
1,785 SF

RENT

\$2.25 PSF + NNN (\$0.75)

HIGHLIGHTS

- End Cap – great signage and visibility
- Build out in 2016 for “TO GO” by Pizza Hut Express
- Active Trade Area – Ample Parking
- Current Tenant will vacate on 30 day advance notice. If new tenant wants to continue Pizza use, some equipment and fixtures may be purchased directly from current tenant.



	POPULATION	MEDIAN HOUSEHOLD INCOME	DAYTIME POPULATION
1 Mile	16,635	\$67,859	16,136
3 Miles	65,857	\$57,708	60,507
5 Miles	84,494	\$63,734	76,130

Reuben Helick / reuben.helick@cushwake.com / +1 831 647 2109 / Lic. 01171272
Nick Greenup / nicholas.greenup@cushwake.com / +1 831 647 2107 / Lic. 02143358

**WHAT'S
NEXT
IN RETAIL**

CUSHMANWAKEFIELD.COM [View Site Specific COVID-19 Prevention Plan](#)

Cushman & Wakefield Copyright 2020. No warranty or representation, express or implied, is made to the accuracy or completeness of the information contained herein, and same is submitted subject to errors, omissions, change of price, rental or other conditions, withdrawal without notice, and to any special listing conditions imposed by the property owner(s). As applicable, we make no representation as to the condition of the property (or properties) in question.

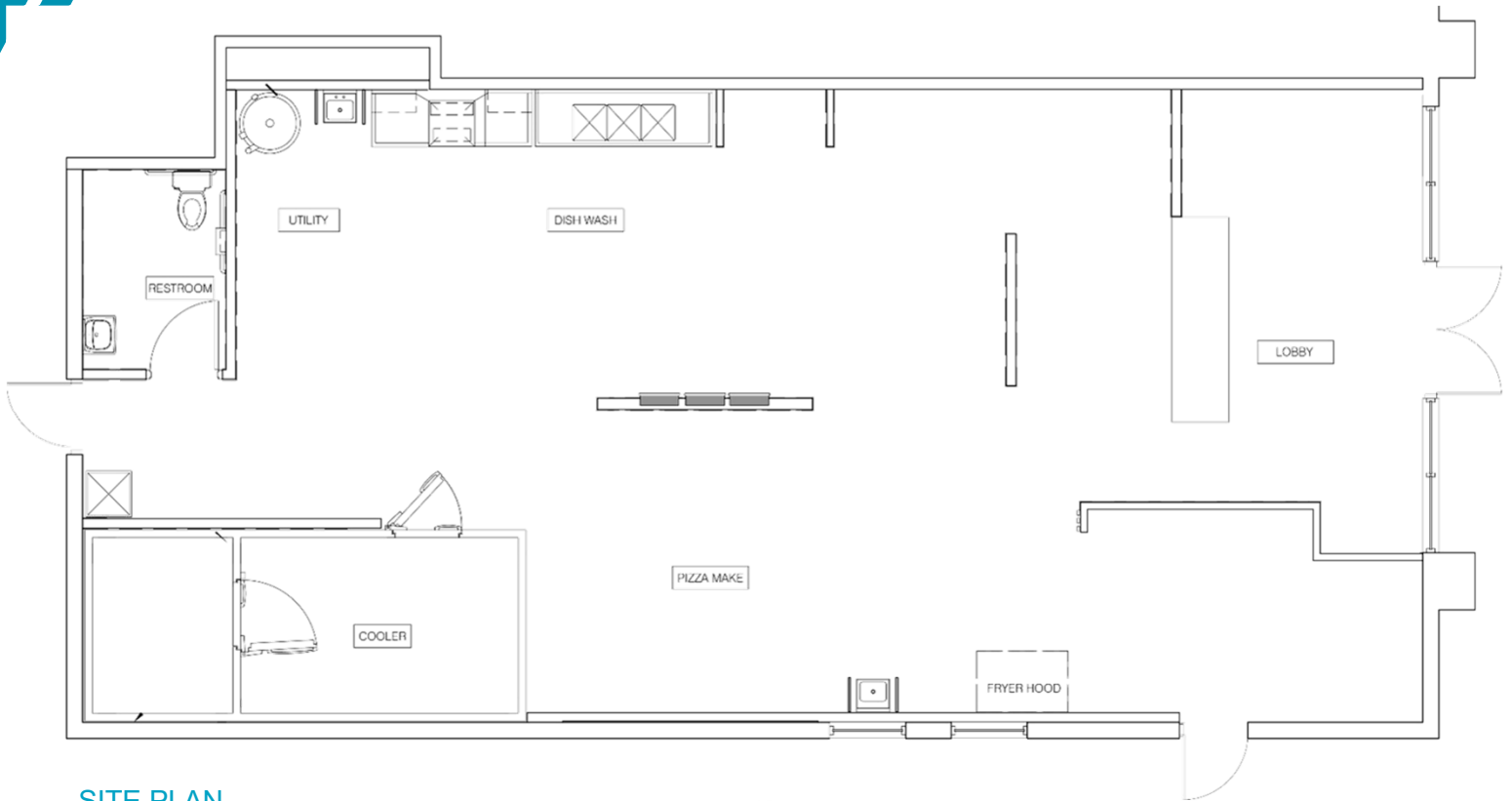
**CUSHMAN &
WAKEFIELD**

1058 S. GREEN VALLEY ROAD

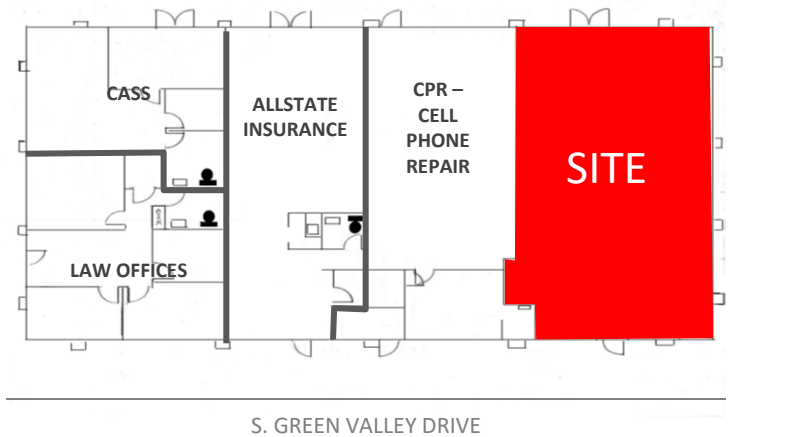
Watsonville, CA

±1,785 SF / Retail For Lease

FLOORPLAN



SITE PLAN



Reuben Helick / reuben.helick@cushwake.com / +1 831 647 2109 / Lic. 01171272
Nick Greenup / nicholas.greenup@cushwake.com / +1 831 647 2107 / Lic. 02143358

WHAT'S
NEXT
IN RETAIL

CUSHMANWAKEFIELD.COM

Cushman & Wakefield Copyright 2020. No warranty or representation, express or implied, is made to the accuracy or completeness of the information contained herein, and same is submitted subject to errors, omissions, change of price, rental or other conditions, withdrawal without notice, and to any special listing conditions imposed by the property owner(s). As applicable, we make no representation as to the condition of the property (or properties) in question.

 CUSHMAN &
WAKEFIELD

1058 S. GREEN VALLEY ROAD Watsonville, CA

±1,785 SF / Retail For Lease

NEIGHBORHOOD RETAIL MAP



Reuben Helick / reuben.helick@cushwake.com / +1 831 647 2109 / Lic. 01171272
Nick Greenup / nicholas.greenup@cushwake.com / +1 831 647 2107 / Lic. 02143358

WHAT'S
NEXT
IN RETAIL

CUSHMANWAKEFIELD.COM

Cushman & Wakefield Copyright 2020. No warranty or representation, express or implied, is made to the accuracy or completeness of the information contained herein, and same is submitted subject to errors, omissions, change of price, rental or other conditions, withdrawal without notice, and to any special listing conditions imposed by the property owner(s). As applicable, we make no representation as to the condition of the property (or properties) in question.

 CUSHMAN &
WAKEFIELD

1058 S. GREEN VALLEY ROAD

Watsonville, CA

±1,785 SF / Retail For Lease

PHOTOS



Reuben Helick / reuben.helick@cushwake.com / +1 831 647 2109 / Lic. 01171272
Nick Greenup / nicholas.greenup@cushwake.com / +1 831 647 2107 / Lic. 02143358

**WHAT'S
NEXT
IN RETAIL**

CUSHMANWAKEFIELD.COM

Cushman & Wakefield Copyright 2020. No warranty or representation, express or implied, is made to the accuracy or completeness of the information contained herein, and same is submitted subject to errors, omissions, change of price, rental or other conditions, withdrawal without notice, and to any special listing conditions imposed by the property owner(s). As applicable, we make no representation as to the condition of the property (or properties) in question.

**CUSHMAN &
WAKEFIELD**