



HEAVY POWER / HUGE CRANES / ACTIVE BNSF RAIL / AMPLE YARD

**2801**

GIANT ROAD  
*Richmond, CA*

±80,230 SQUARE FEET  
**AVAILABLE FOR LEASE**

**EXCLUSIVE LISTING AGENTS**

Jeffrey Leenhouts  
Managing Director  
510 267 6014  
jeffrey.leenhouts@cushwake.com  
LIC #01063048

Trevor Buck  
Executive Managing Director  
415 451 2436  
trevor.buck@cushwake.com  
LIC #01255462



**CUSHMAN &  
WAKEFIELD**

# PROPERTY HIGHLIGHTS



**BUILDING SIZE** ± 80,230 SF



**SITE SIZE** ± 23.47 Acres



**YARD** Ample Yard/Parking Available - Fenced and Double Gated



**OFFICE** ± 900 SF and ± 462 SF Plus a Huge Common Employee Locker Room



**LOADING** Six (6) Grade Level Roll-Up Doors  
One (1) Sliding Rail Door



**RAIL** BNSF Rail Inside Building



**CRANE** Two (2) 30-Ton Cranes (30' Under Hook)  
Three (3) 15-Ton Cranes (30' Under Hook)  
One (1) 10-Ton Crane (30' Under Hook)  
Numerous Jib Cranes Throughout



**POWER** 3000 Amps/480 Volt/3-Phase Power



**FIRE SPRINKLERS** Fully Sprinklered



**ZONING** IG - Industrial General



**PRICING** Please Contact Exclusive Agents



FRONT OF BUILDING



RAIL ENTERING BUILDING

# SITE PLAN HIGHLIGHTS



 **RAILROAD**

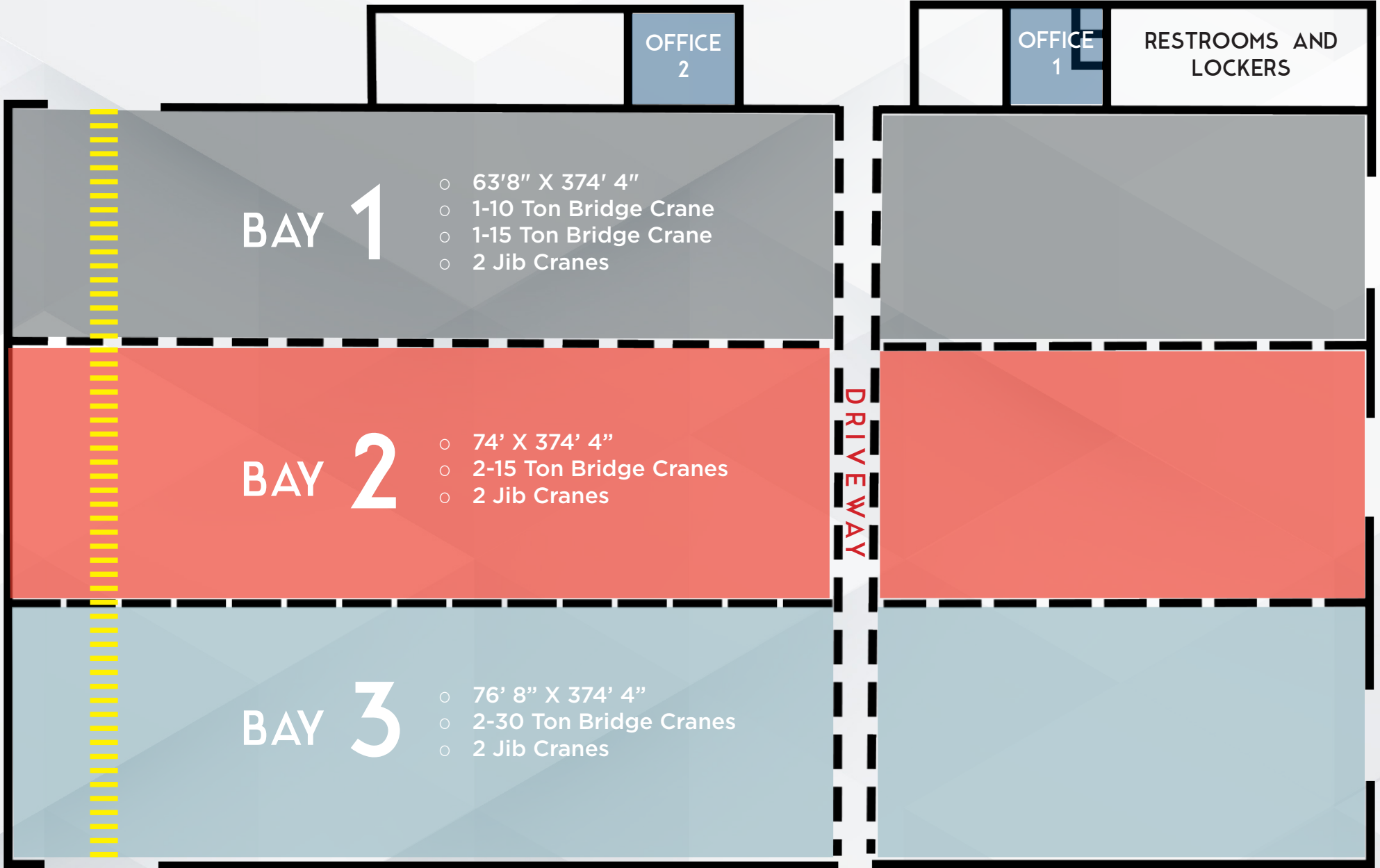
**RICHMOND PARKWAY**

**RICHMOND RAIL CONNECTOR**

**BNSF**  
RAILWAY

**GIANT HIGHWAY**

# FLOOR PLAN



BAY 1

- 63'8" X 374' 4"
- 1-10 Ton Bridge Crane
- 1-15 Ton Bridge Crane
- 2 Jib Cranes

BAY 2

- 74' X 374' 4"
- 2-15 Ton Bridge Cranes
- 2 Jib Cranes

BAY 3

- 76' 8" X 374' 4"
- 2-30 Ton Bridge Cranes
- 2 Jib Cranes

OFFICE 2

OFFICE 1


RESTROOMS AND LOCKERS

DRIVEWAY


# INTERIOR PHOTOS



BAY 1



BAY 3



BAY 2



REAR OF BLDG W/RAIL COMING OUT OF BLDG & INTO YARD



HEAVY POWER / HUGE CRANES / ACTIVE BNSF RAIL / AMPLE YARD

**2801**

GIANT ROAD  
*Richmond, CA*

**EXCLUSIVE LISTING AGENTS**

Jeffrey Leenhouts  
Managing Director  
510 267 6014  
jeffrey.leenhouts@cushwake.com  
LIC #01063048

Trevor Buck  
Executive Managing Director  
415 451 2436  
trevor.buck@cushwake.com  
LIC #01255462

±80,230 SQUARE FEET

**AVAILABLE FOR LEASE**



©2024 Cushman & Wakefield. All rights reserved. The information contained in this communication is strictly confidential. This information has been obtained from sources believed to be reliable but has not been verified. NO WARRANTY OR REPRESENTATION, EXPRESS OR IMPLIED, IS MADE AS TO THE CONDITION OF THE PROPERTY (OR PROPERTIES) REFERENCED HEREIN OR AS TO THE ACCURACY OR COMPLETENESS OF THE INFORMATION CONTAINED HEREIN, AND SAME IS SUBMITTED SUBJECT TO ERRORS, OMISSIONS, CHANGE OF PRICE, RENTAL OR OTHER CONDITIONS, WITHDRAWAL WITHOUT NOTICE, AND TO ANY SPECIAL LISTING CONDITIONS IMPOSED BY THE PROPERTY OWNER(S). ANY PROJECTIONS, OPINIONS OR ESTIMATES ARE SUBJECT TO UNCERTAINTY AND DO NOT SIGNIFY CURRENT OR FUTURE PROPERTY PERFORMANCE.