

S H E T L A N D P A R K

SALEM'S PREMIER WATERFRONT BUSINESS CENTER



27 - 47 CONGRESS STREET | SALEM, MA

OFFICE | WAREHOUSE | INDUSTRIAL | FLEX | R&D

SHETLANDPARK.COM



Make Work A DESTINATION

Salem's premier waterfront business center, Shetland Park combines uniquely beautiful workspaces with exceptional ocean-side views and easy access to the city's vibrant historic and entertainment district, all located only minutes north of Boston.

With available spaces ranging from 100 to 100,000 SF, this 29-acre campus is fully equipped to serve a full breadth of users, with modern, move-in-ready spaces and build-to-suit options.

HIGHLIGHTS



Unbeatable location in the Salem Harbor



Versatile spaces from 100 - 100,000 SF



Spec suites and build-to-suit spaces available



Walkable access to popular Historic Downtown Salem



On-site amenities include fitness, childcare, full service salon and event space



30 minutes from Logan International Airport



Walking distance to MBTA Commuter Rail & Boston-Salem Ferry

An Oceanfront **OPPORTUNITY**

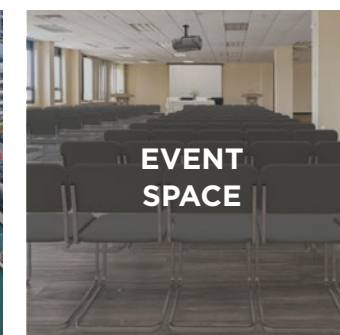

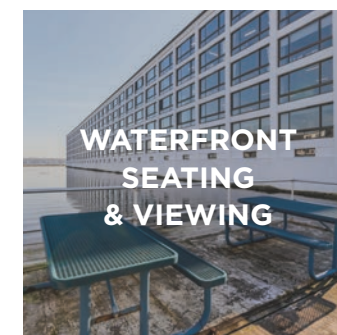
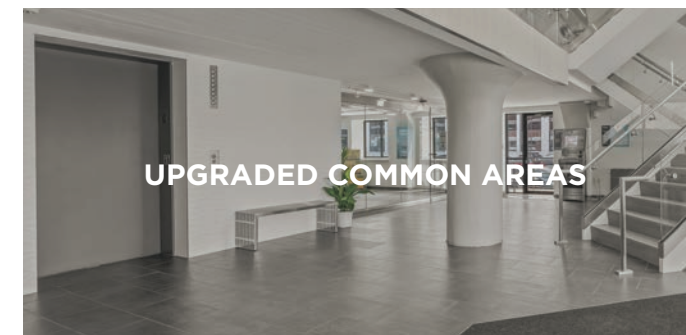

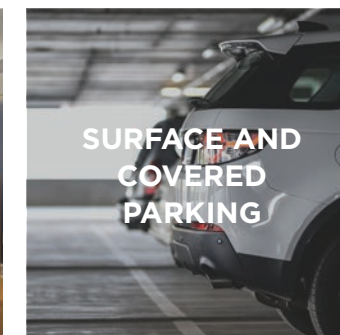

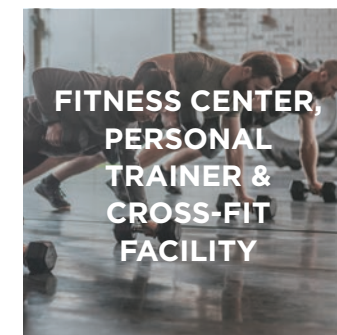
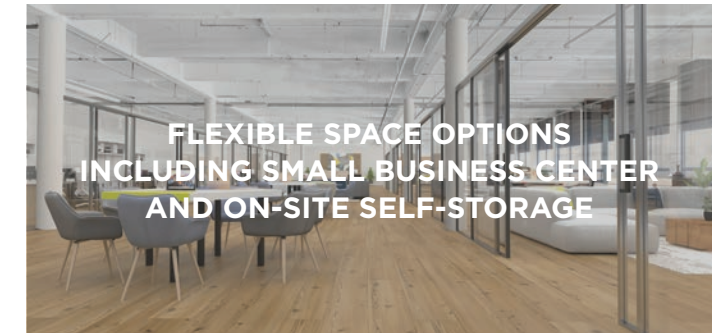
Shetland Park provides a rare opportunity to bring your business to historic Salem and soak in the stunning harbor environment. With marina access, waterfront seating, and ocean views, this beautiful campus offers a truly unique experience you won't find anywhere else.



The Perfect Fit to Elevate **YOUR ENVIRONMENT**



The highly-amenitized Shetland Park campus can accommodate a variety of tenants with move-in-ready space and build-to-suit options. Shetland Park also offers a robust amenity package designed to help support your wellness and productivity goals.

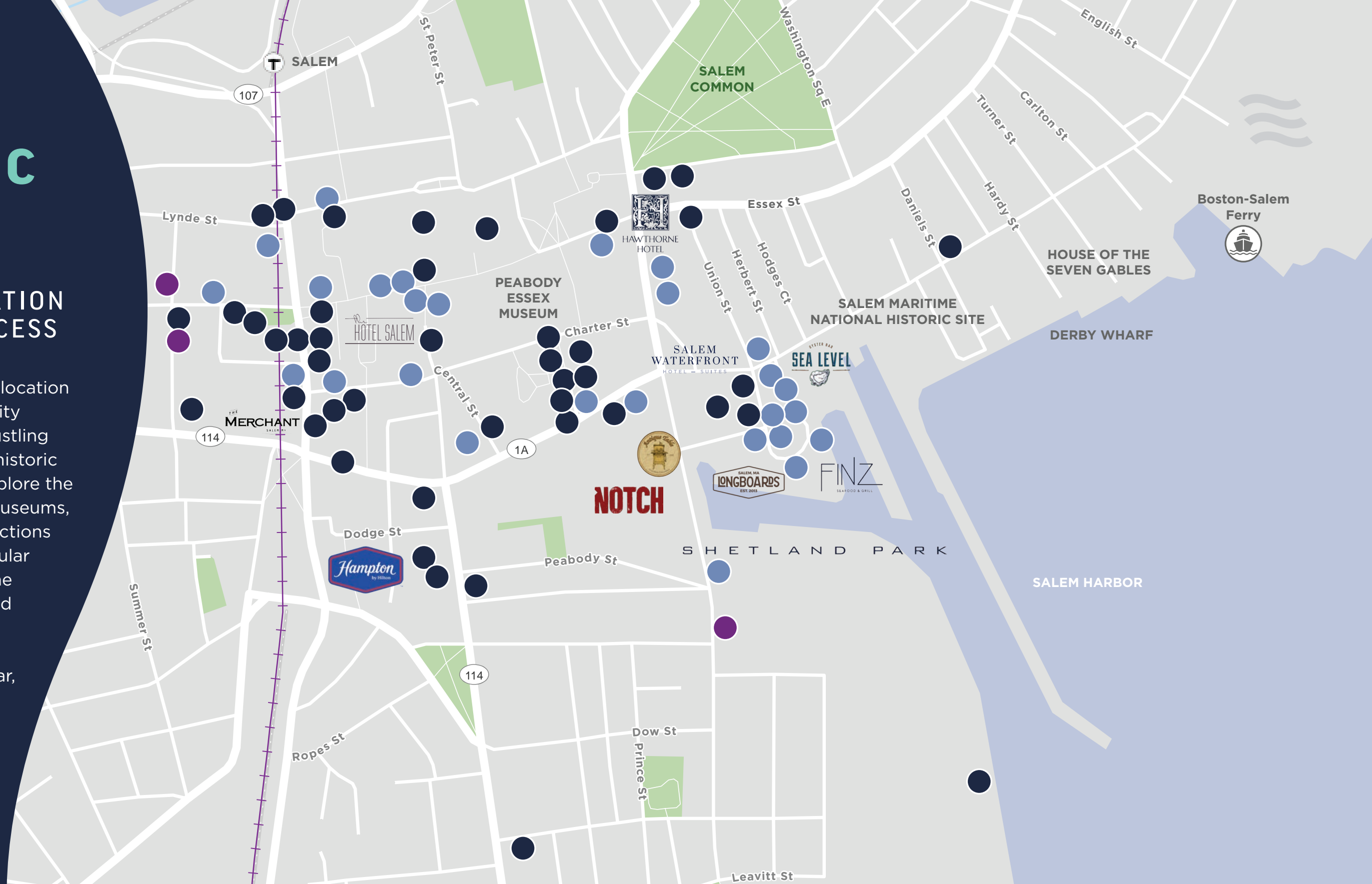


Explore HISTORIC SALEM

A TOP DESTINATION WITH EASY ACCESS

Shetland Park's central location provides great walkability and proximity to the bustling community of Salem's historic district. Tenants can explore the different restaurants, museums, hotels, shops, and attractions that make Salem a popular destination including the nearby Derby Wharf and Salem Common.

Whether traveling by car, bus, or boat, Shetland Park also offers convenience for every type of commuter. The campus is 5 minutes from the MBTA Commuter Rail and the Boston-Salem Ferry, and a short drive from Routes 128, 1A, and I-95.



WITHIN A 10 MIN WALK



3

HEALTH CLUBS



27

RETAIL SHOPS



48


RESTAURANTS



6

HOTELS

S H E T L A N D P A R K



FOR MORE INFORMATION, PLEASE CONTACT

MICHAEL O'LEARY

617 279 4585

michael.oleary@cushwake.com

ROSS GAUDET

617 204 4195

ross.gaudet@cushwake.com

ELIZABETH SWANSON

617 279 4597

elizabeth.swanson@cushwake.com

SHETLANDPARK.COM

