

76,223 SF BUILDING FOR SALE

62,664 SF AVAILABLE



6707 SHINGLE CREEK PARKWAY

BROOKLYN CENTER, MINNESOTA



PROPERTY HIGHLIGHTS

- Rare owner/user sale opportunity
- Potential to keep smaller tenant for additional income
- 24' clear

Sale Price: \$7,600,000 (\$99.70 PSF)

Building Size: 9,345 SF Office
66,878 SF Warehouse
76,223 SF Total*

Available Space: 8,245 SF Office
54,419 SF Warehouse
62,664 SF Total

Site Area: 4.23 acres

Clear Height: 24'

Loading: 8 docks, 1 drive-in available

Year Built: 1982

Roof: ± 20 years old


Power: ± 1,000 Amps/480 Volts/3-Phase

Air-Conditioning: 100%

Sprinkler: 100%

2022 Taxes: \$171,283.66 (\$2.82 PSF)

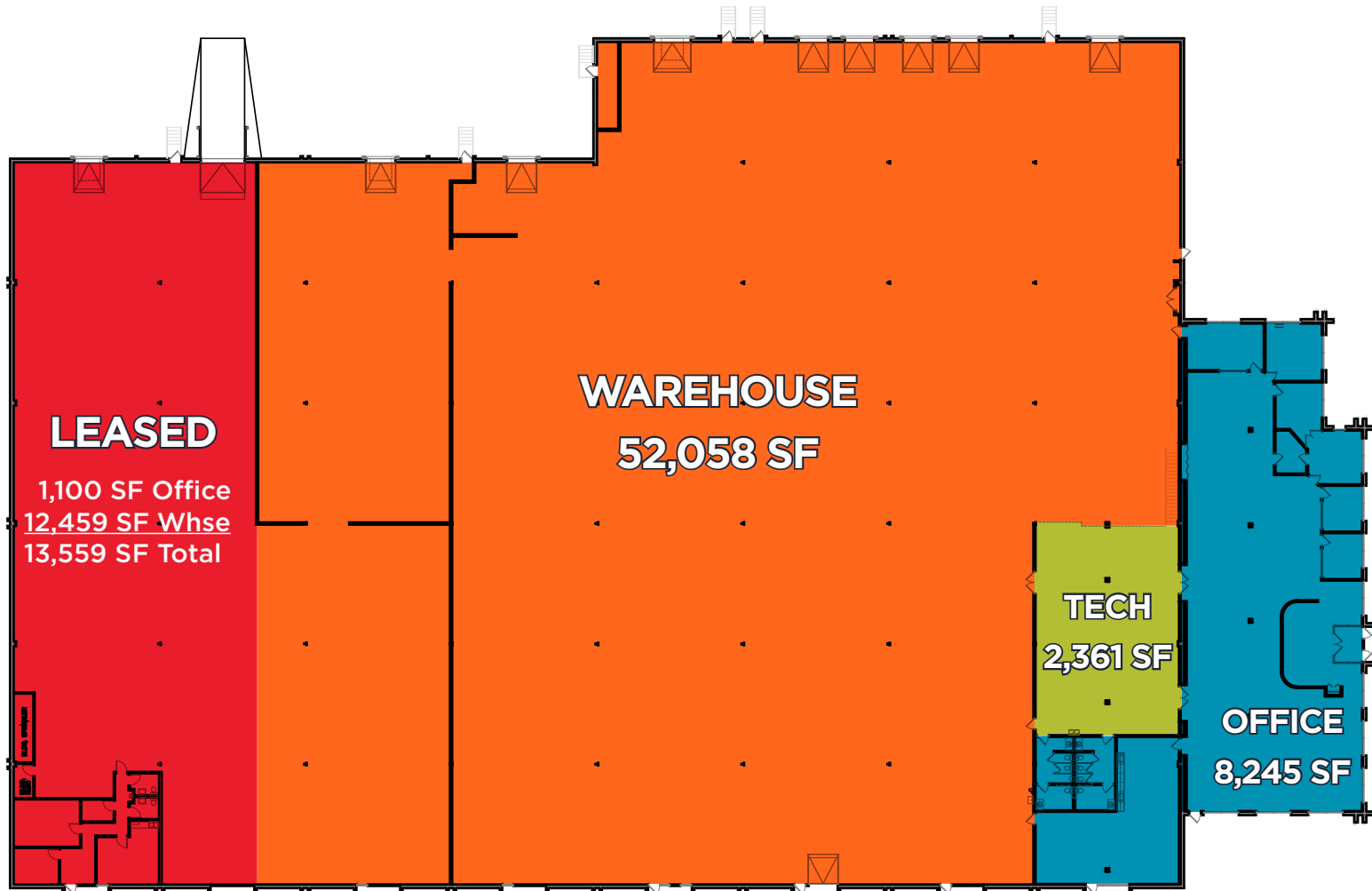
*Tenant occupies 13,559 SF leased through April 30, 2026.
Tenant does not have any renewal rights.



FLOOR PLAN

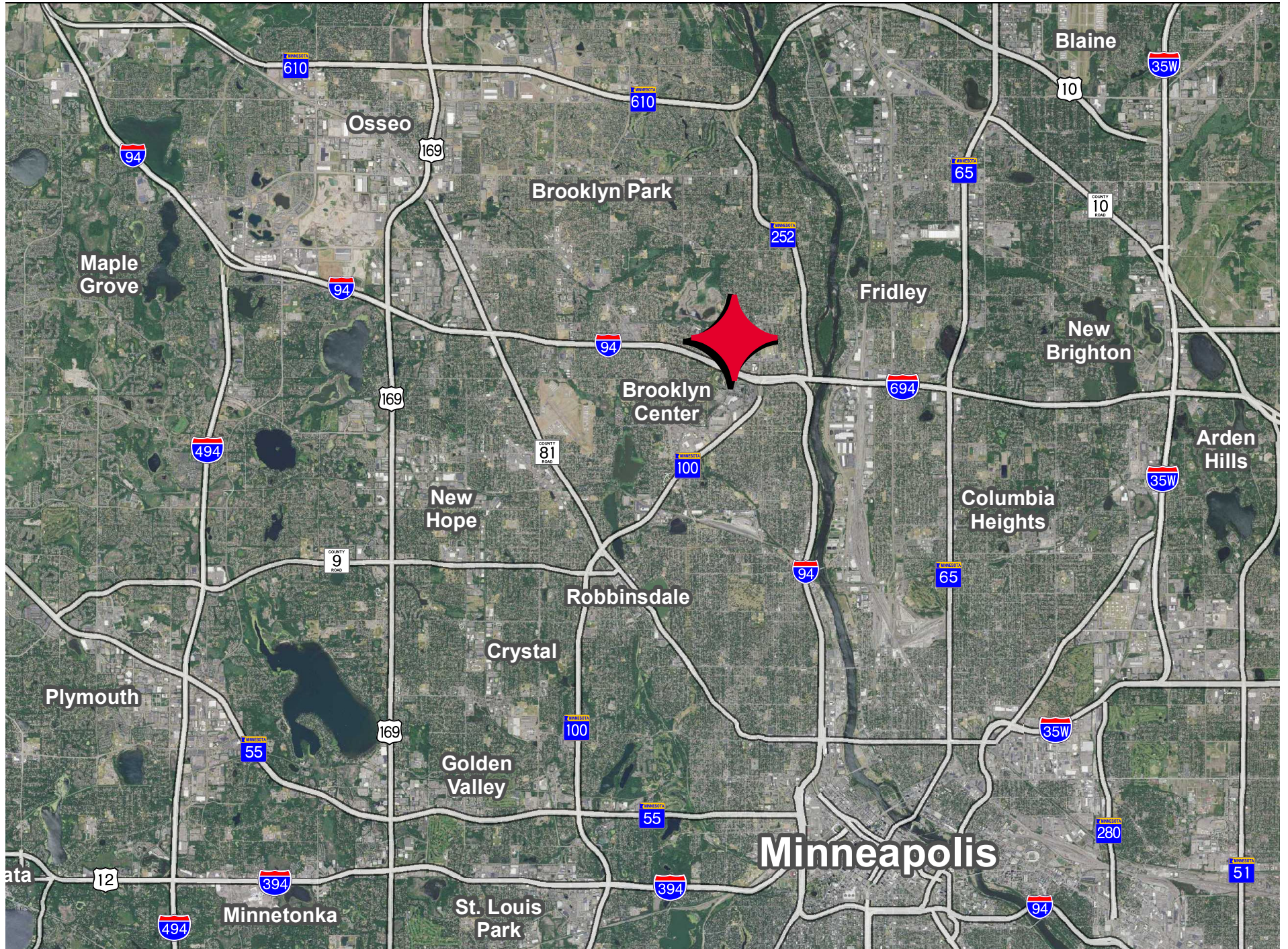
76,223 SF TOTAL BUILDING BREAKDOWN:

AVAILABLE	TENANT
8,245 SF Office	1,100 SF Office
2,361 SF Tech	<u>12,459 SF Warehouse</u>
<u>52,058 SF Warehouse</u>	13,559 SF Total
62,664 SF Total	



Floor Plan
Scale: 1"=40'-0"







CONTACT INFORMATION

Hudson Brothen

Managing Director

+1 952 893 8261

hudson.brothen@cushwake.com

Brent Masica

Executive Director

+1 952 893 8231

brent.masica@cushwake.com

Danny McNamara

Director

+1 952 893 8895

danny.mcnamara@cushwake.com

3500 American Blvd W, Suite 200
Minneapolis, MN 55431
+1 952 831 1000
IndustrialMN.com

