

FOR LEASE
20905 66TH AVE S
KENT, WA 98032



26,244 SF AVAILABLE



PROPERTY HIGHLIGHTS

LOCATION

- 50 Yard Line Location
- Excellent Access to I-5 and SR-167
- Freestanding Building

FEATURES



Available Space
26,244 SF



Office Size
3,745 SF First Floor Office
2,891 SF Mezzanine



Clear Height
24'



Loading
6 Dock High (3 Dock Levelers) | 2 Oversized Grade Level



Parking
53 Auto Parking Stalls



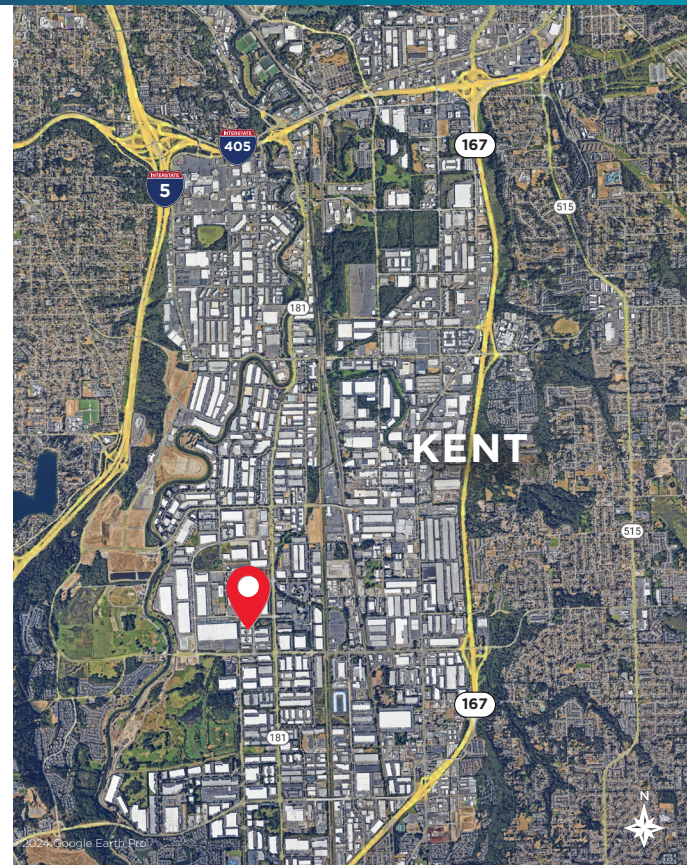
Rates (NNN)
\$1.05/SF Shell | \$1.35/SF Office | \$0.50/SF Mezzanine

CONTACT

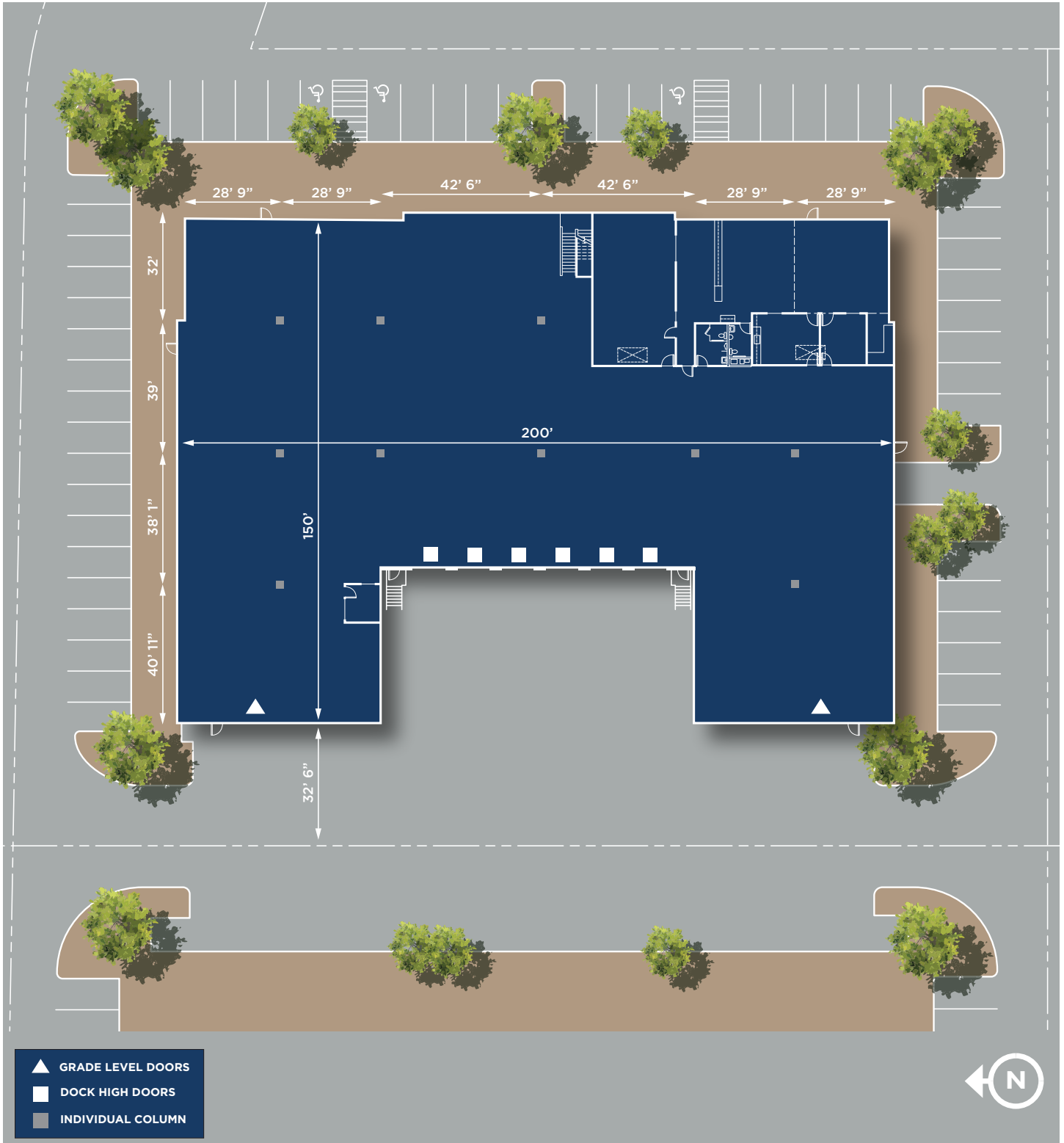
SCOTT ALAN, SIOR
Executive Managing Director
+1 206 521 0236
scott.alan@cushwake.com

601 Union Street, Suite 1100
Seattle, Washington 98101

cushmanwakefield.com



SITE PLAN




CONTACT

SCOTT ALAN, SIOR
 Executive Managing Director
 +1 206 521 0236
 scott.alan@cushwake.com



PHOTOS



CONTACT

SCOTT ALAN, SIOR
Executive Managing Director
+1 206 521 0236
scott.alan@cushwake.com



©2024 Cushman & Wakefield. All rights reserved. The material in this presentation has been prepared solely for information purposes, and is strictly confidential. Any disclosure, use, copying or circulation of this presentation (or the information contained within it) is strictly prohibited, unless you have obtained Cushman & Wakefield's prior written consent. The views expressed in this presentation are the views of the author and do not necessarily reflect the views of Cushman & Wakefield. Neither this presentation nor any part of it shall form the basis of, or be relied upon in connection with any offer, or act as an inducement to enter into any contract or commitment whatsoever. NO REPRESENTATION OR WARRANTY IS GIVEN, EXPRESS OR IMPLIED, AS TO THE ACCURACY OF THE INFORMATION CONTAINED WITHIN THIS PRESENTATION, AND CUSHMAN & WAKEFIELD IS UNDER NO OBLIGATION TO SUBSEQUENTLY CORRECT IT IN THE EVENT OF ERRORS.