



# PIEDMONT

## COMMERCE CENTER

1625 PIEDMONT COMMERCE DRIVE | KERNERSVILLE, NC  
**±274,921 SF AVAILABLE FOR LEASE**



**BUILDING 2**  
±274,921 SF AVAILABLE  
TOTAL BUILDING: ±274,921 SF

FOR MORE INFORMATION, PLEASE CONTACT

JASON OFSANKO, SIOR  
Managing Director  
+1 336 812 3300  
Jason.Ofsanko@cushwake.com

RYAN CONBOY, SIOR  
Senior Director  
+1 336 821 3832  
Ryan.Conboy@cushwake.com

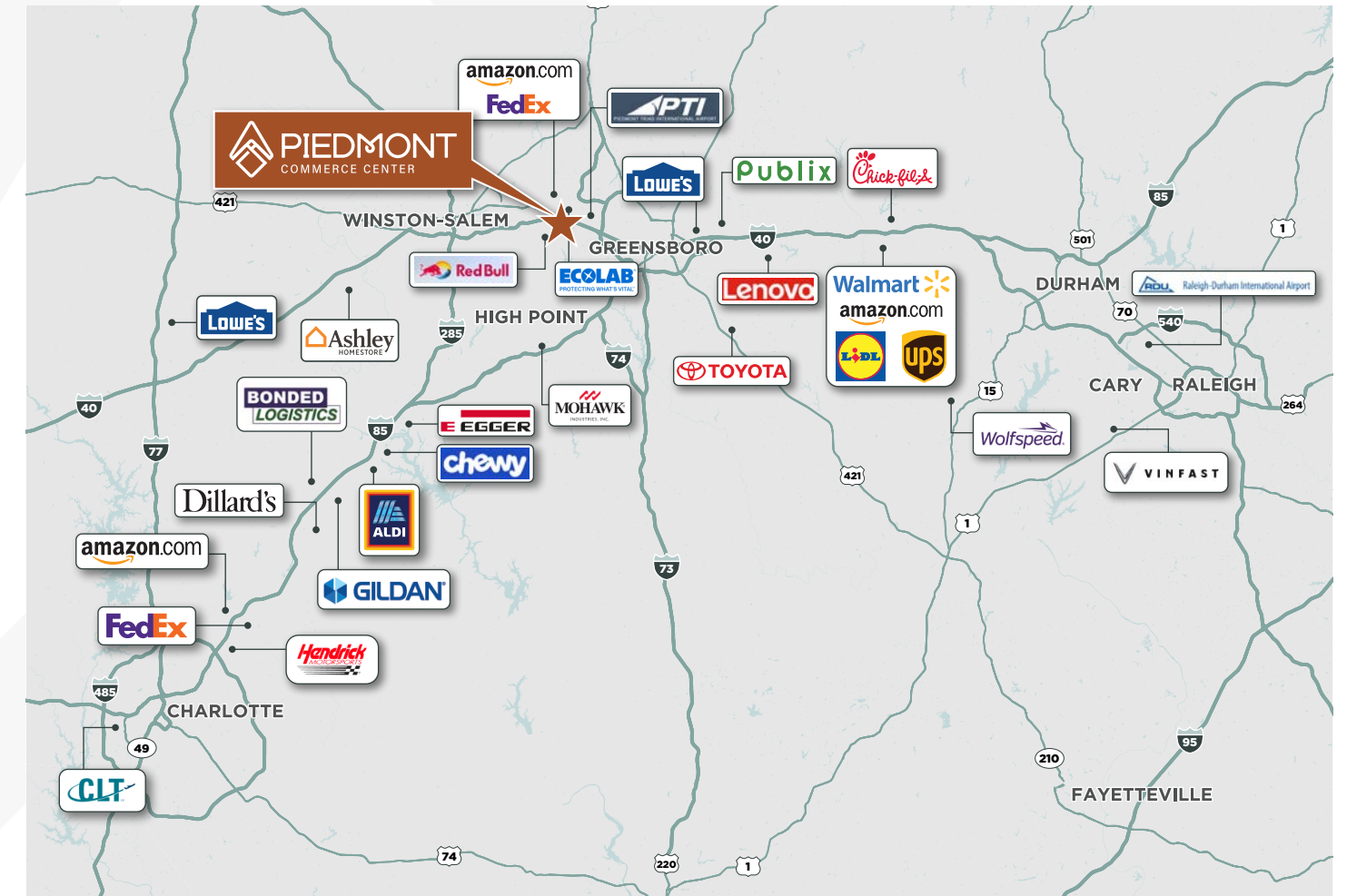
JORDAN MITCHELL  
Director  
+1 336 201 0495  
Jordan.Mitchell@cushwake.com



# PROPERTY LOCATION



# CORPORATE NEIGHBORS



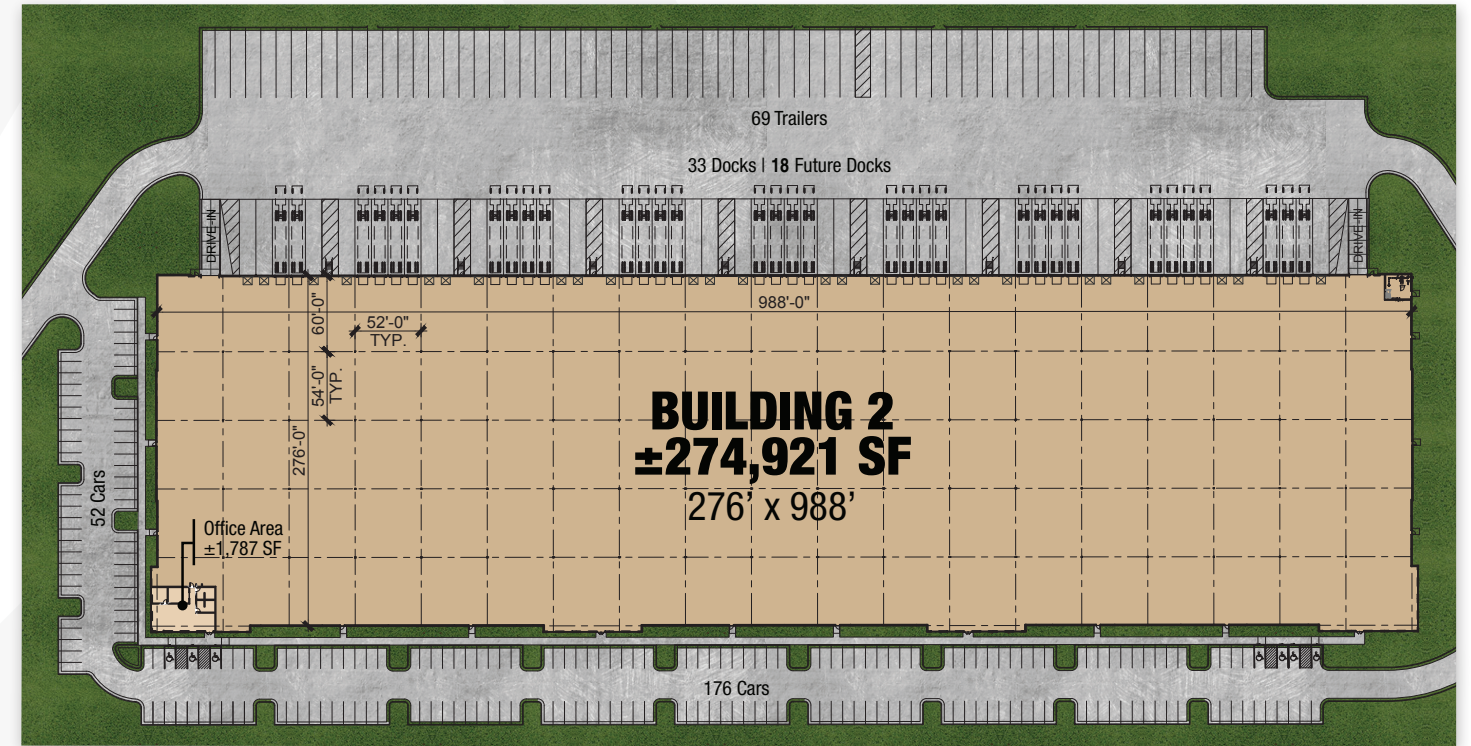
# SITE ADVANTAGES

- Piedmont Commerce Center enjoys a strategic location easily accessible and well-connected to six major interstates, five major east coast seaports, and three international airports.
- All four newly constructed buildings are modern and energy-efficient with easily maneuverable truck courts and onsite trailer parking making the park well suited for all facets of warehousing and distribution operations.
- Centrally located in the Greensboro, Winston-Salem and High Point MSA, Piedmont Commerce Center draws from the most highly skilled and educated workforce in North Carolina's most business-friendly region.
- Lower city and county taxes help reduce the overall cost of doing business to maximize profitability and competitiveness.
- About NorthPoint Development Established in 2012, NorthPoint Development is a privately held real estate operating company specializing in developing, leasing, and managing Class A industrial and multi-family properties. We invest alongside our partners through various fund and venture structures to develop industrial and multi-family assets. We differentiate ourselves with a data-driven approach to site acquisitions and a high level of technical expertise in engineering, architecture, and construction. Through our in-house suite of services, NorthPoint can provide end-to-end expertise, leading to expedited solutions. Today, the company is part of a network of eleven companies with a logistics focus and an emphasis on a factory-to-front-door approach.

# MASTER PLAN



# BUILDING 2 SPECS



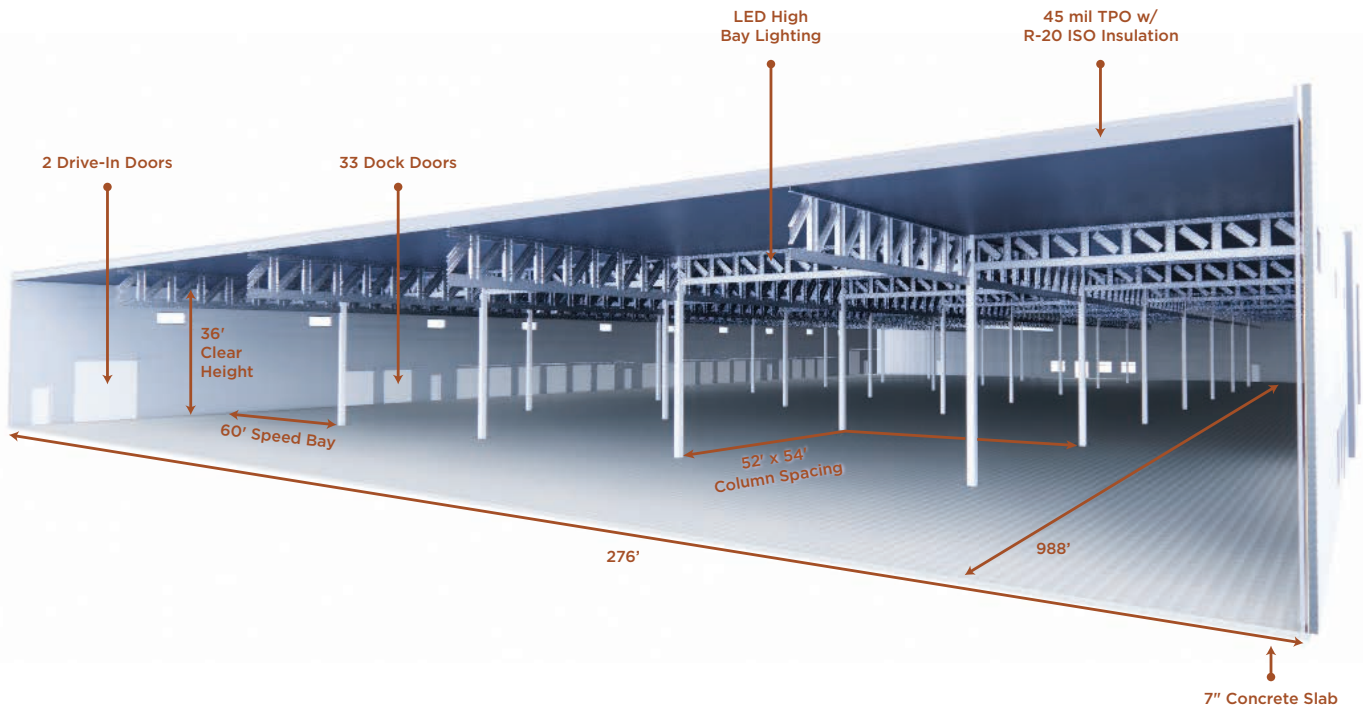
sqft ±274,921 SF Available
36' Clear Height
69 Trailer Parking



Spec Office Space	1,787 SF
Car Parking	228
Drive-In Doors	2
Building Depth	276'
Column Spacing	54' x 52' w/ 60' Speed Bays
Dock Doors	33 (Expand to 51)
Electric	2400 Amp, 480V 3-phase
Floor Slab	7" Non-reinforced Concrete, 4,000 PSI
Truck Court	130' (185' with Trailer Parking)
Lighting	LED with Motion Sensors, 30 FC Average; Measured at 30" AFF
Construction	100% Tilt Up Concrete
Sprinkler System	ESFR
HVAC	50° at ASHRAE Minimum per Region, 0.25 AC/HR

# INSIDE LOOK

1625 PIEDMONT COMMERCE DRIVE  
274,921 SF



©2024 Cushman & Wakefield. All rights reserved. The information contained in this communication is strictly confidential. This information has been obtained from sources believed to be reliable but has not been verified. NO WARRANTY OR REPRESENTATION, EXPRESS OR IMPLIED, IS MADE AS TO THE CONDITION OF THE PROPERTY (OR PROPERTIES) REFERENCED HEREIN OR AS TO THE ACCURACY OR COMPLETENESS OF THE INFORMATION CONTAINED HEREIN, AND SAME IS SUBMITTED SUBJECT TO ERRORS, OMISSIONS, CHANGE OF PRICE, RENTAL OR OTHER CONDITIONS, WITHDRAWAL WITHOUT NOTICE, AND TO ANY SPECIAL LISTING CONDITIONS IMPOSED BY THE PROPERTY OWNER(S). ANY PROJECTIONS, OPINIONS OR ESTIMATES ARE SUBJECT TO UNCERTAINTY AND DO NOT SIGNIFY CURRENT OR FUTURE PROPERTY PERFORMANCE.