

ROBINSON | WEEKS
PARTNERS

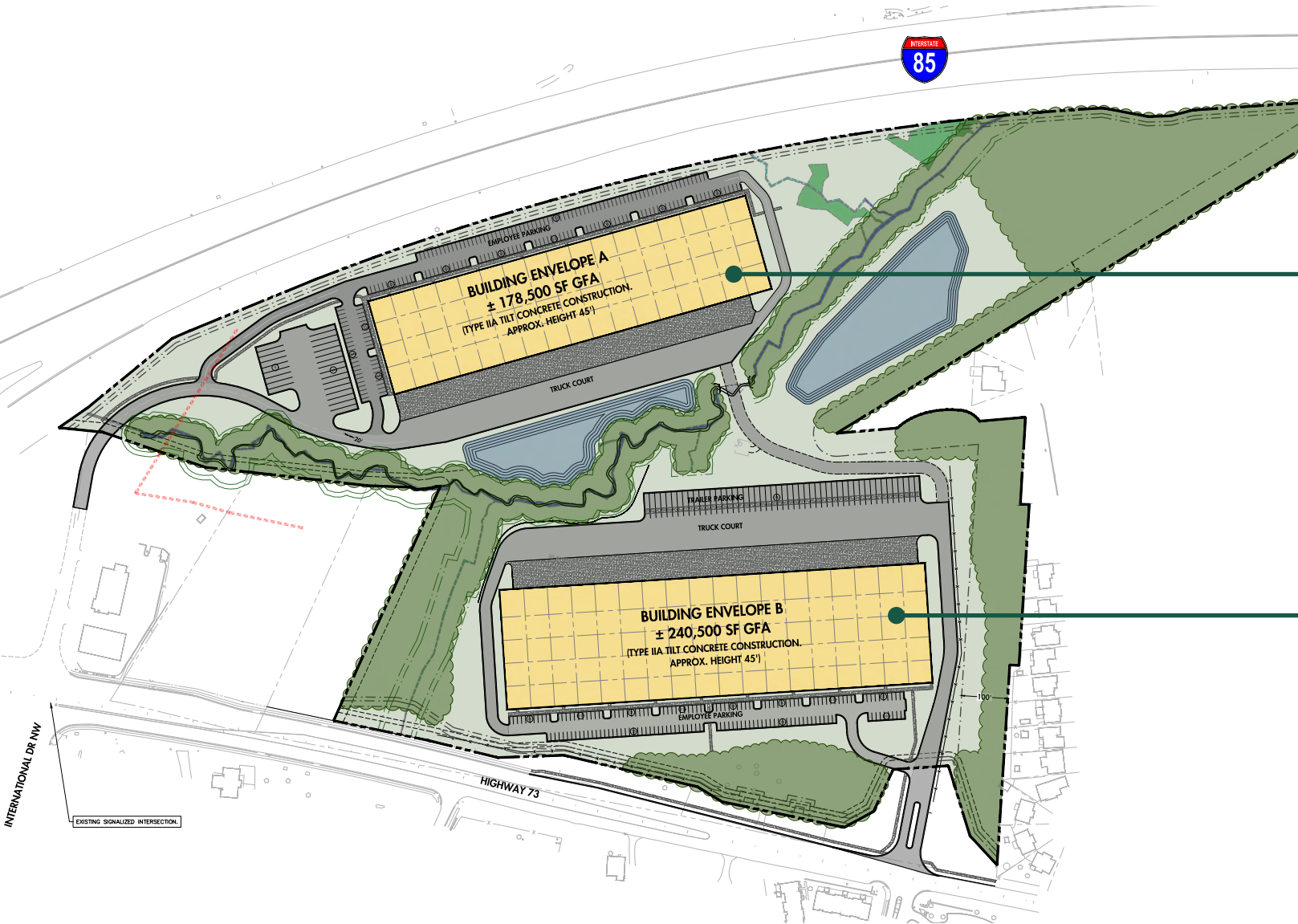
CONCORD COMMERCE CENTER

*Up to 419,000 SF of Industrial Space for Lease
in the Charlotte, NC MSA*



MATT TREBLE
Managing Director
704 335 4430
matt.treble@cushwake.com

FERMIN DEOCA
Managing Director
704 335 4436
fermin.deoca@cushwake.com







Building 2 Specs

Available SF	178,500 SF
Loading Config.	Rear-Load
Dimensions	850' x 210'
Clear Height	32'
Dock Doors	TBD
Drive-in Doors	2
Auto Parking	218
Trailer Parking	25
Truck Court Depth	130'

Building 1 Specs

Available SF	240,500 SF
Loading Config.	Rear-Load
Dimensions	925' x 260'
Clear Height	32'
Dock Doors	TBD
Drive-in Doors	2
Auto Parking	162
Trailer Parking	52
Truck Court Depth	185'



DRIVING DISTANCE	
	0.25 MILES
	10.9 MILES
	14.5 MILES
	4.6 MILES