



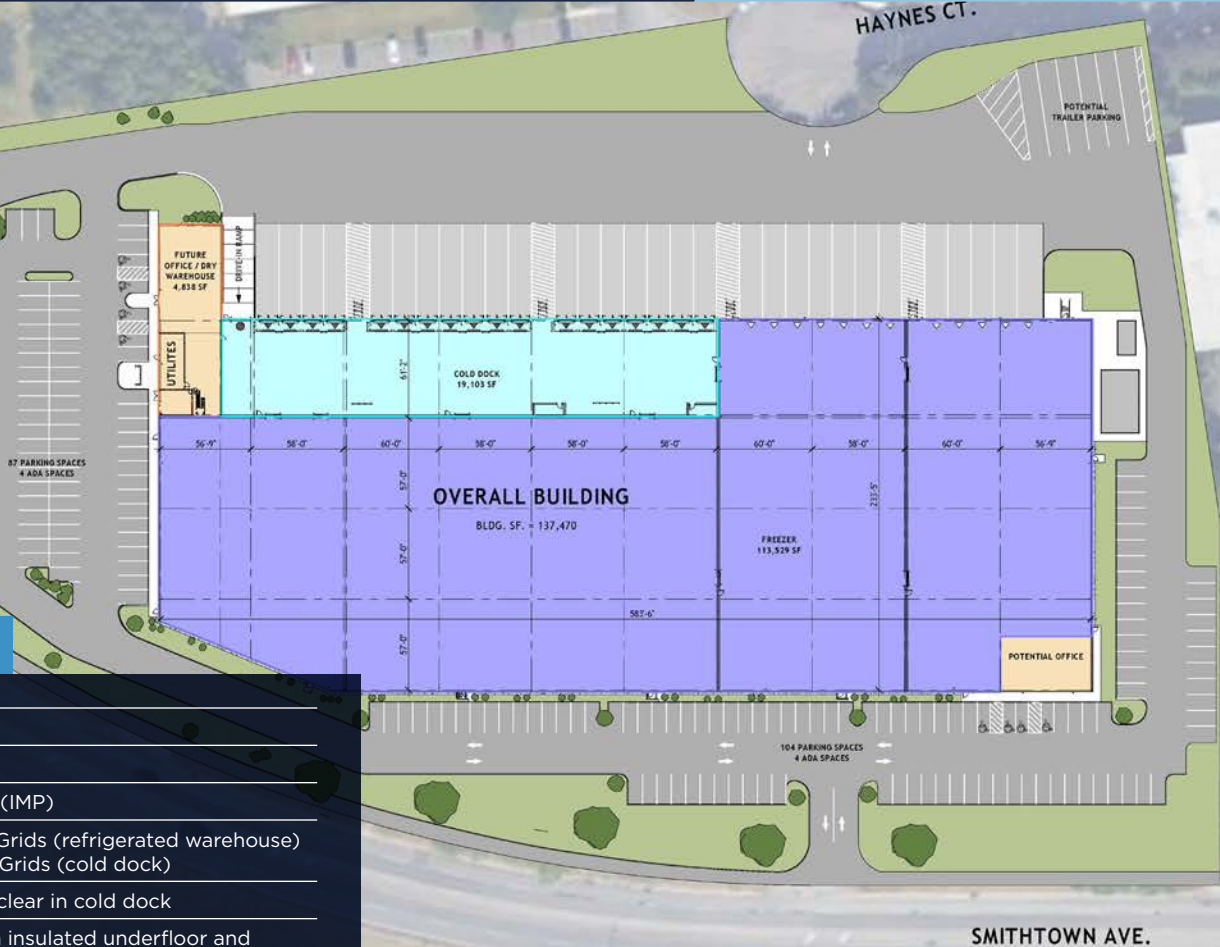
VentureParkCold at ISP

2100 SMITHTOWN AVENUE | RONKONKOMA | NEW YORK

SPECULATIVE
COLD STORAGE
FACILITY

137,470 SF
DELIVERING DECEMBER 2025





PROPERTY SPECIFICATIONS

BUILDING SIZE:	137,470 SF
OFFICE SIZE:	Built To Suit
CONSTRUCTION:	Insulated metal panel (IMP)
COLUMN SPACING:	58' w x 57' d Column Grids (refrigerated warehouse) 58' w x 60' d Column Grids (cold dock)
CLEAR HEIGHT:	40' clear storage, 28' clear in cold dock
BUILDING FLOOR SLAB:	Shrink comp slab with insulated underfloor and glycol underfloor heat
REFRIGERATION SYSTEM:	High efficiency industrial CO2 system, providing convertible room temperatures (-10°F to +35°F with +35°F Cold Dock). Temperature for the building can range from -10°F to +70°F in zones based on tenant requirement
LOADING:	18 dock high doors with vertical hydraulic levelers (expandable to 30) & 1 drive-in door
TRAILER PARKING:	18 Trailer Stalls
FIRE PROTECTION SYSTEM:	ESFR/ Quell
LIGHTING:	LED high bay lighting with motion sensors
TRUCK COURT:	130' truck court
CAR PARKING:	191 spaces (expandable to 206)
POWER:	Two services and Kirk Key for generator backup
BUILDING EFFICIENCY:	LEED Certified
ACCESS:	Three entrances
ROOF:	60 mil TPO over EPS

PROPERTY HIGHLIGHTS



Class A, state-of-the-art freezer/
cooler facility. 40' clear height



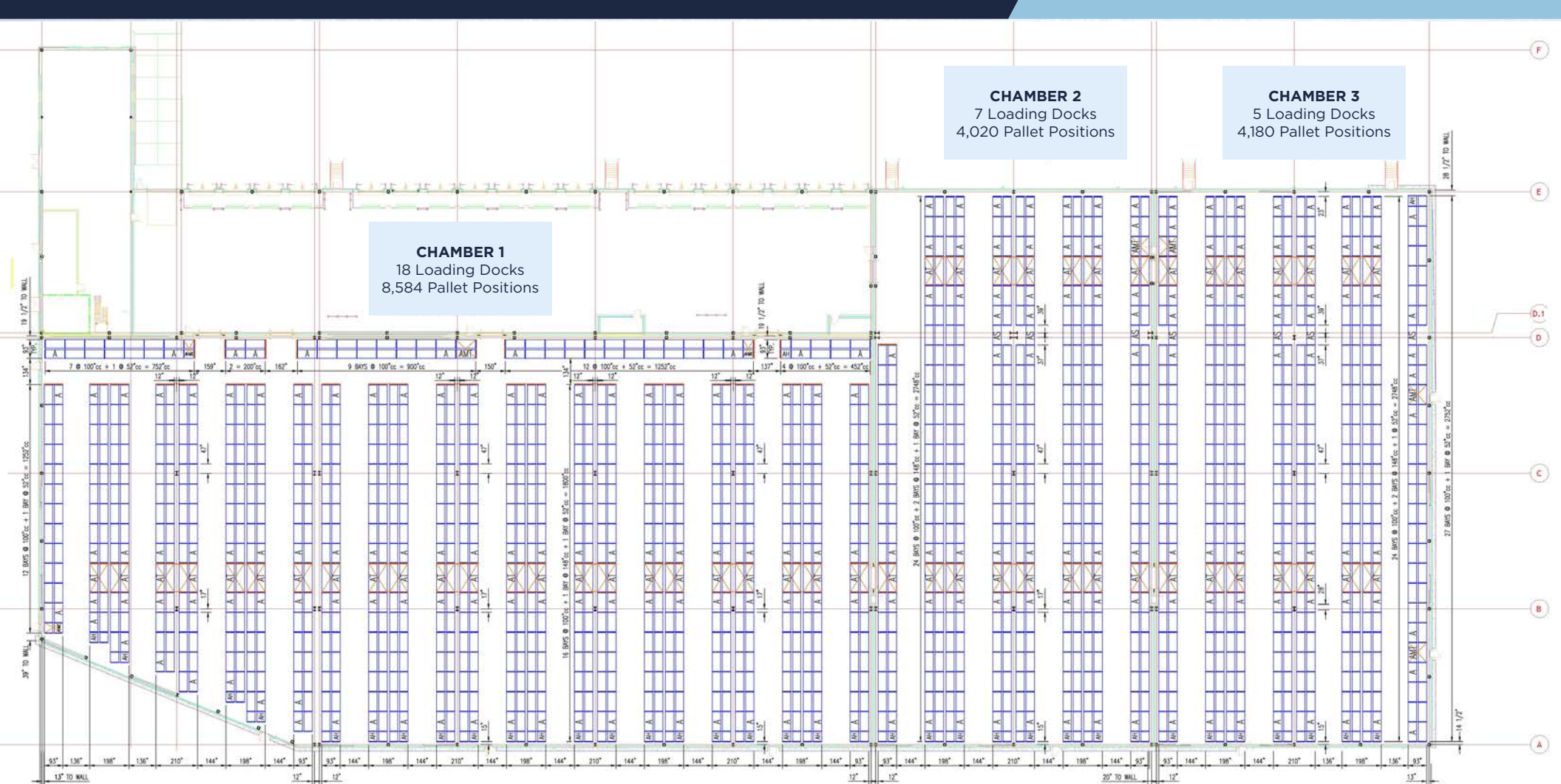
Flexible
fully convertible design



10 year IDA PILOT tax
abatement in-place
(\$0.56 PSF Year 1)



18 loading docks (expandable to 30)
and 1 drive-in door



SAMPLE RACKING PLAN # 1

Venture Park Cold can accommodate 16,784 pallet positions based on a 2-deep, back-to-back configuration, with 78" openings throughout.



LAYOUT
**FULLY
CONVERTIBLE**



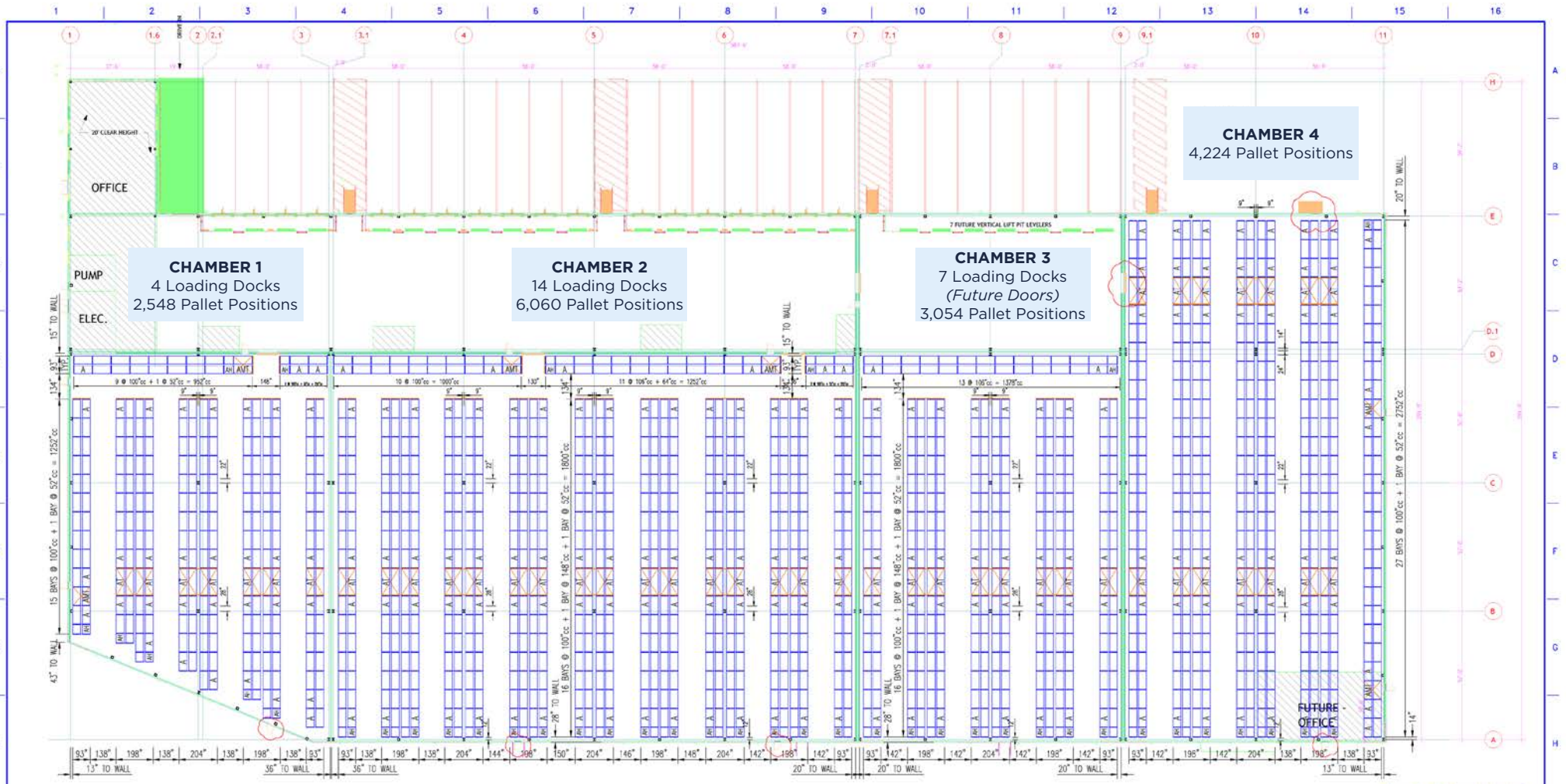
PALLET POSITIONS
**16,784
PALLET**



TEMPERATURE RANGES
**-10° - 70°
FAHRENHEIT**



PALLET HEIGHT
**@70" - 60% MORE
INVENTORY 40' VS 21'**



SAMPLE RACKING PLAN # 2

Venture Park Cold can accommodate 15,886 pallet positions based on a 2-deep, back-to-back configuration, with 78" openings throughout.



LAYOUT
**FULLY
CONVERTIBLE**



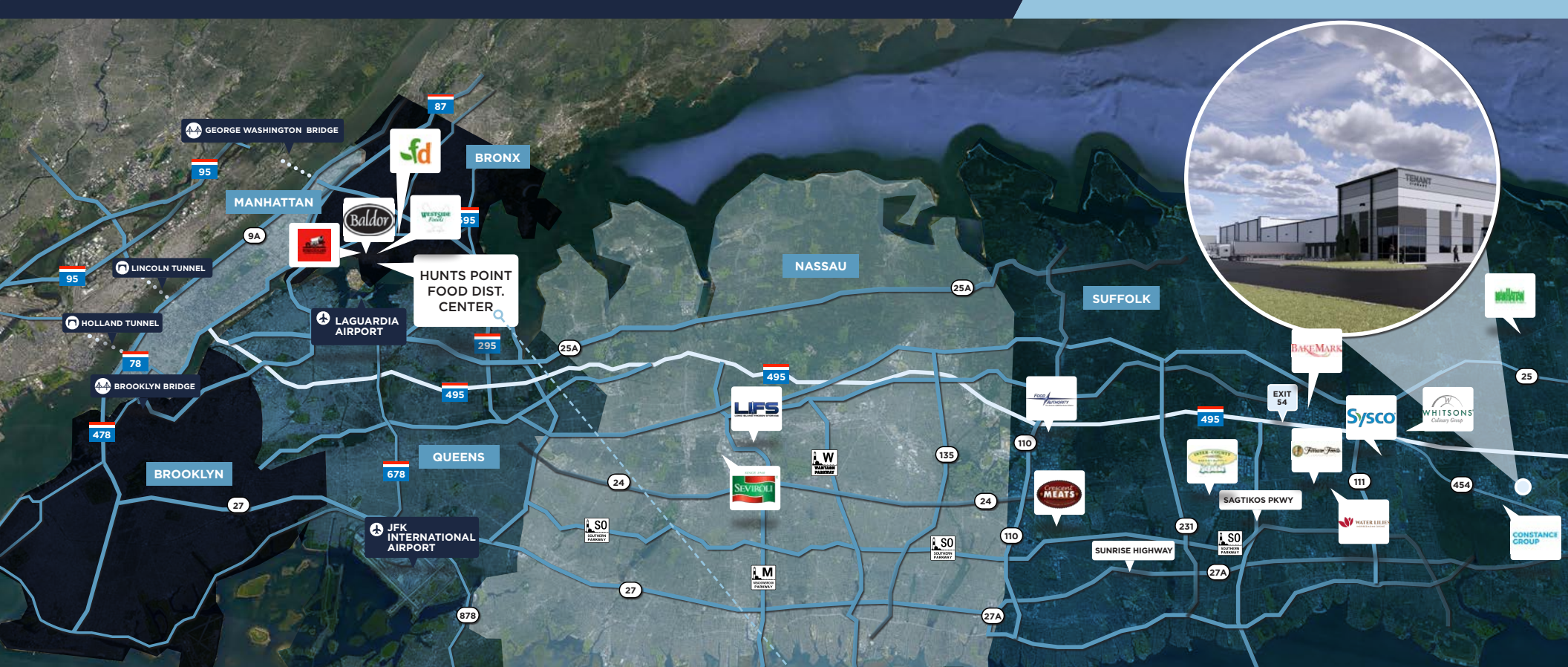
PALLET POSITIONS
**15,886
PALLET**



TEMPERATURE RANGES
**-10° - 70°
FAHRENHEIT**



PALLET HEIGHT
**@70" - 60% MORE
INVENTORY 40' VS 21'**



LONG ISLAND MARKET

VentureParkCold at 2100 Smithtown Avenue offers immediate access to 11.7 Million of the United States' most wealthy consumers within a 90-minute drive. The property is located less than 1.2 miles from the Long Island Expressway (LIE) for efficient access to JFK International (JFK), LaGuardia Airport (LGA) and New York City and its Borough's. The property has a fully secured 10-year PILOT program from The Town Of Islip's IDA which offers \$0.56/SF real estate taxes.



NASSAU COUNTY
16 MILES



HAMPTONS
27 MILES



NYC
37 MILES

THE WORLD'S LARGEST FOOD DISTRIBUTION CENTER

The Hunts Point Cooperative Market Inc. is a cooperative owned by its member stockholders. The company operates and maintains a facility under a long-term lease with the City of New York in the Hunts Point section of the Bronx for its member shareholders and other tenants, all of which are primarily involved in the process and distribution of meat and meat products in the tri-state area. The facility is the largest of its kind in the world and is the major distribution hub for the New York City metro area. All of the meat plants are USDA inspected facilities. Customers of the market consist of all of the large chain store supermarkets, most of the tri-state areas top restaurants, hotels, and country clubs, as well as large and mom and pop butcher shops up and down the East Coast.

LOCAL & REGIONAL CONNECTIVITY



CITY	DISTANCE
QUEENS	38 Miles
BRONX	45 Miles
BROOKLYN	49 Miles
MANHATTAN	50 Miles
NEW JERSEY	100 Miles
PHILADELPHIA	152 Miles
BALTIMORE	210 Miles
WASHINGTON	240 Miles
BOSTON	245 Miles

DRIVE DISTANCE	50 MILES	100 MILES	250 MILES
TOTAL POPULATION	14,983,325 <i>(4.5% of US Population)</i>	25,599,079 <i>(7.5% of US Population)</i>	57,210,417 <i>(17% of US Population)</i>
AVERAGE HOUSEHOLD INCOME	\$140,640	\$140,198	\$132,644
TOTAL LABOR FORCE	7,307,621	12,868,027	29,327,575



 **VentureParkCold**
at ISP

FOR LEASING INFORMATION, **PLEASE CONTACT:**

THOMAS DELUCA

(t) +1 631 425 1237

thomas.deluca@cushwake.com

Cushman & Wakefield

FRANK FRIZALONE

(t) +1 631 425 1242

frank.frizalone@cushwake.com

Cushman & Wakefield

NICK GALLIPOLI

(t) +1 631 425 1217

nickg@cushwake.com

Cushman & Wakefield

BRIAN MCDONAGH

(t) +1 978 496 0786

brianm@ventureonere.com

VentureOne

Cushman & Wakefield Copyright 2024. NO WARRANTY OR REPRESENTATION, EXPRESS OR IMPLIED, IS MADE TO THE ACCURACY OR COMPLETENESS OF THE INFORMATION CONTAINED HEREIN, AND SAME IS SUBMITTED SUBJECT TO ERRORS, OMISSIONS, CHANGE OF PRICE, RENTAL OR OTHER CONDITIONS, WITHDRAWAL WITHOUT NOTICE, AND TO ANY SPECIAL LISTING CONDITIONS IMPOSED BY THE PROPERTY OWNER(S). AS APPLICABLE, WE MAKE NO REPRESENTATION AS TO THE CONDITION OF THE PROPERTY (OR PROPERTIES) IN QUESTION.

 **VentureOne**

 **CUSHMAN & WAKEFIELD**

 **BGO**
Cold Chain