




Property Specifications

PREMISES	Building A 19821 85th Ave S Kent, WA 98031
AVAILABLE	Now
SPACE AVAILABLE	9,000 SF
OFFICE SIZE	±1,500 SF
LOCATION	End Cap Space
CLEAR HEIGHT	24'
SPRINKLERS	Wet System
COLUMN SPACING	60' x 25'
LOADING	<ul style="list-style-type: none"> • 1 Dock High (9'8" x 10') • 1 Grade Level
RATE	Contact Brokers



Owned By:

maple^{tree}

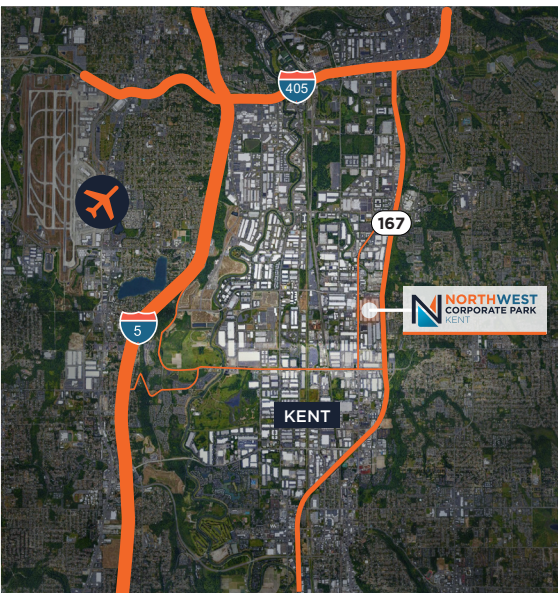
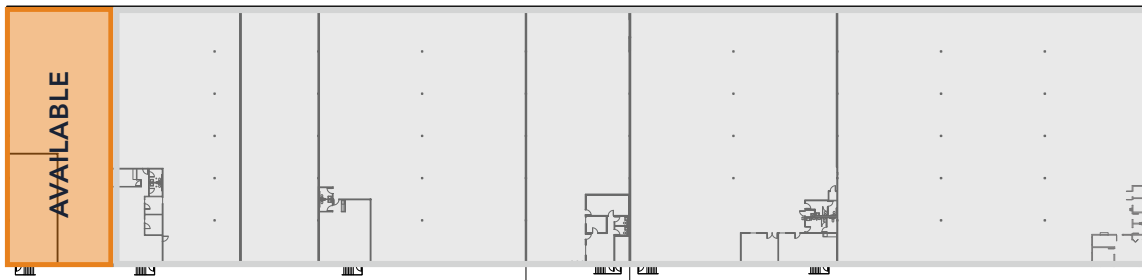
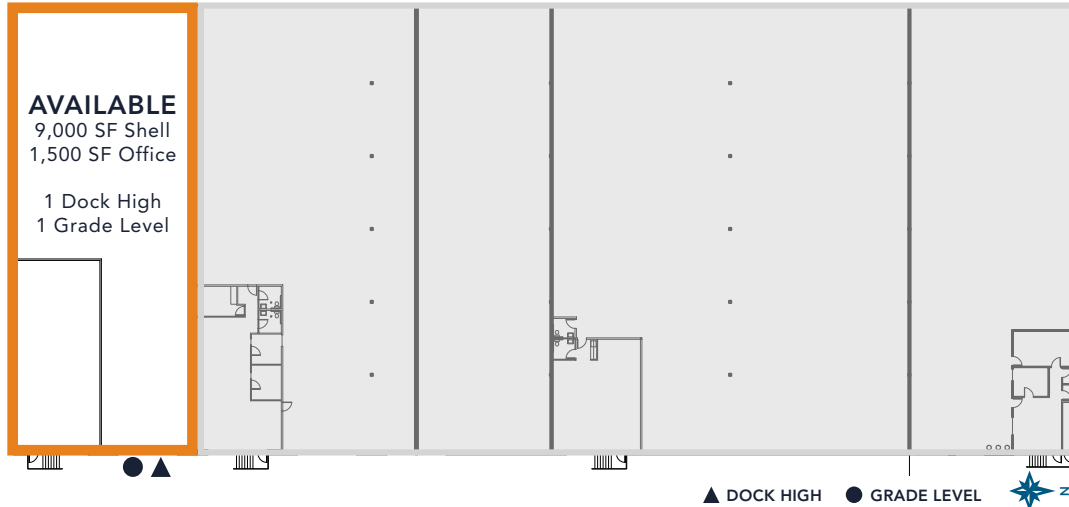
Leasing By:

 CUSHMAN & WAKEFIELD

Scott Alan, SIOR
Executive Managing Director
+1 206 521 0236
scott.alan@cushwake.com

Patrick Mullin
Executive Managing Director
+1 206 521 0265
patrick.mullin@cushwake.com

Site Plan



Owned By:

mapletree

Leasing By:

CUSHMAN & WAKEFIELD

Scott Alan, SIOR
Executive Managing Director
+1 206 521 0236
scott.alan@cushwake.com

Patrick Mullin
Executive Managing Director
+1 206 521 0265
patrick.mullin@cushwake.com