




Property Specifications

PREMISES	Building D 19821 87th Ave S Kent, WA 98031
AVAILABLE	4/1/2025
SPACE AVAILABLE	18,000 SF
OFFICE SIZE	2,460 SF
LOCATION	End Cap Space
CLEAR HEIGHT	24'
SPRINKLERS	Wet System
COLUMN SPACING	60' x 25'
LOADING	<ul style="list-style-type: none"> • 5 Dock High (9'8" x 10') • 2 Rail Doors
RATE	Contact Brokers



Owned By:

maple^{tree}

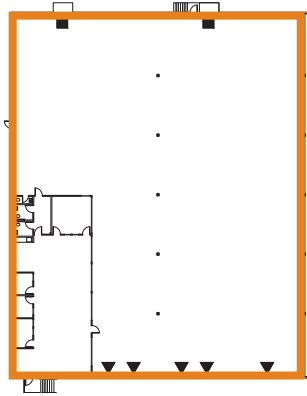
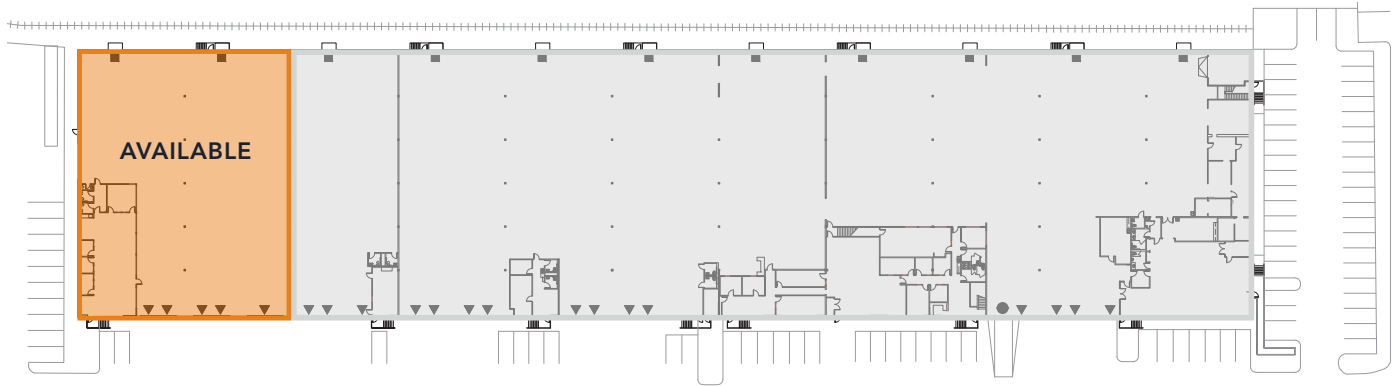
Leasing By:

 **CUSHMAN & WAKEFIELD**

Scott Alan, SIOR
Executive Managing Director
+1 206 521 0236
scott.alan@cushwake.com

Patrick Mullin
Executive Managing Director
+1 206 521 0265
patrick.mullin@cushwake.com

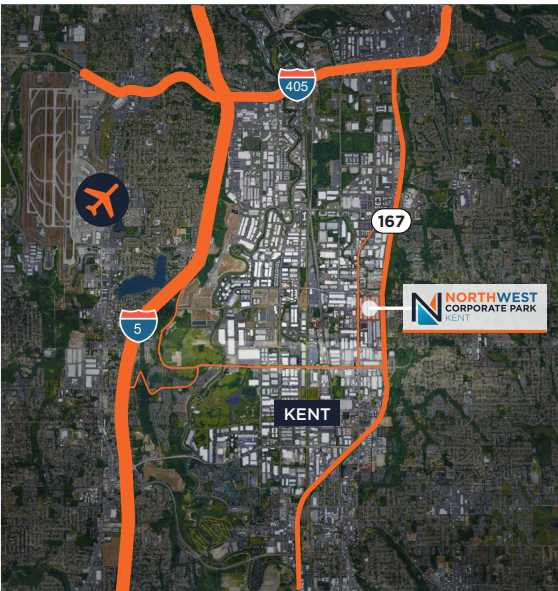
Site Plan



▲ DOCK HIGH

● GRADE LEVEL

■ RAIL DOOR



Owned By:

mapletree

Leasing By:

**CUSHMAN &
WAKEFIELD**

Scott Alan, SIOR

Executive Managing Director

+1 206 521 0236

scott.alan@cushwake.com

Patrick Mullin

Executive Managing Director

+1 206 521 0265

patrick.mullin@cushwake.com